

2020

2020

AIR CONDITIONERS



LG Electronics

<http://www.lg.com>
<http://partner.lge.com>

Copyright © 2020 LG Electronics. All rights reserved.

Distributed by









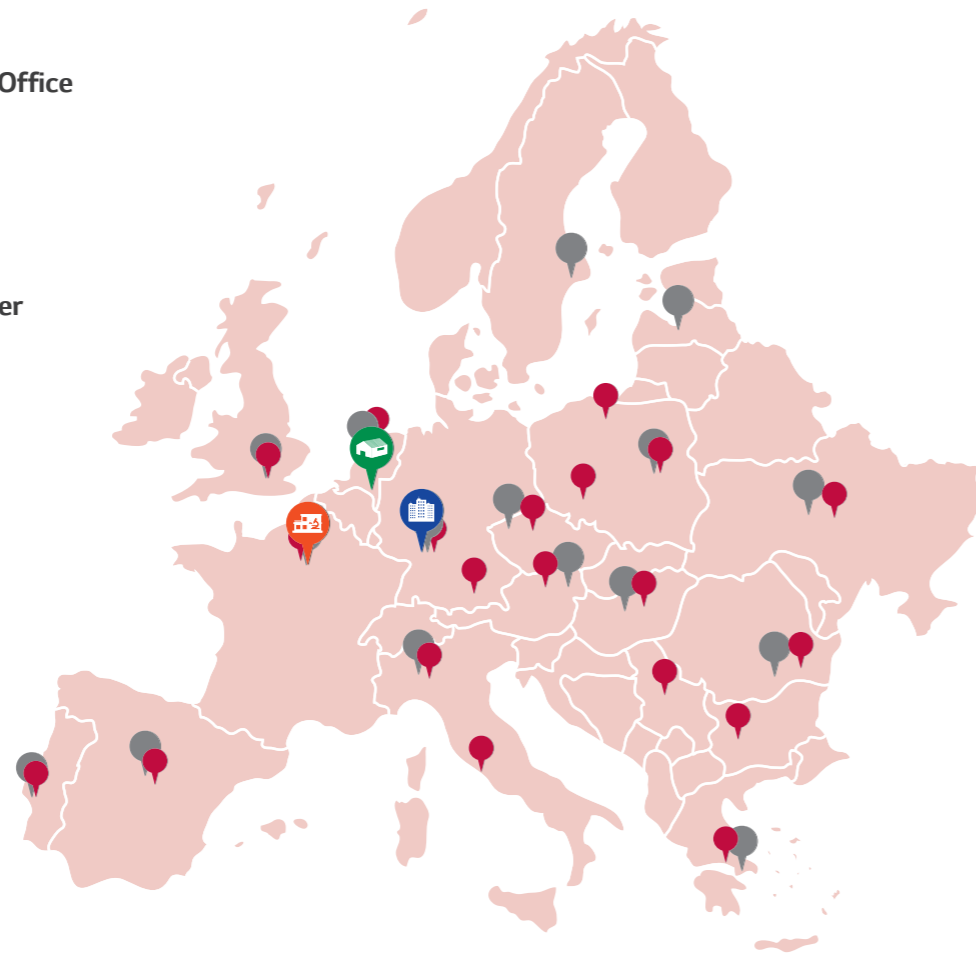
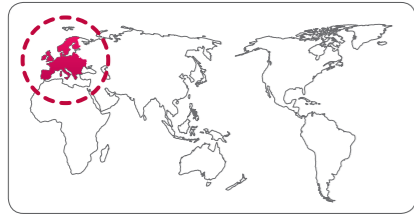
LG HVAC
SOLUTION

AIR CONDITIONERS



EUROPE SALES INFRASTRUCTURE

-  Europe B2B Regional Head Office
-  National Sales Office
-  Air Conditioning Academy
-  European Distribution Center
-  Europe Energy Lab
-  Production Site



GLOBAL PRODUCTION SITE



LG Energy Labs in Europe

LG Energy Labs are driven to fulfill the commitment of meeting all the requirements regarding energy efficiency and environmental demands. Each LG Energy Lab is an innovative site dedicated to provide essential commercial and residential products in heating, ventilation and the latest energy efficient air conditioning solutions. Additionally, as a showcase, the LG Energy Lab is equipped with complete monitoring and control systems. The performance of all products are tracked and analyzed by a team of Research and Development engineers based in France, Finland and Korea, ensuring maximum efficiency and reliability during the complete products' lifecycle.



European Air Conditioning Distribution Center

LG's European Air Conditioning Distribution Center is centralised in Oosterhout, the Netherlands. Supplying and delivering products to 15 countries in Europe, this Distribution hub has contributed to quick and seamless delivery, direct shipping for smaller orders and bespoke delivery to air conditioners. The hub tries to manage inventory efficiency by complying with the LG EU's established inventory pool.

TOTAL HVAC SOLUTION PROVIDER

Since manufacturing Korea's first air conditioner exclusively designed for residential use in 1968, LG has been a pioneer of air conditioning innovation. Encouraged by LG's technological leadership in the residential air conditioning sector since the late 1990s, LG moved into the commercial air conditioning sector.

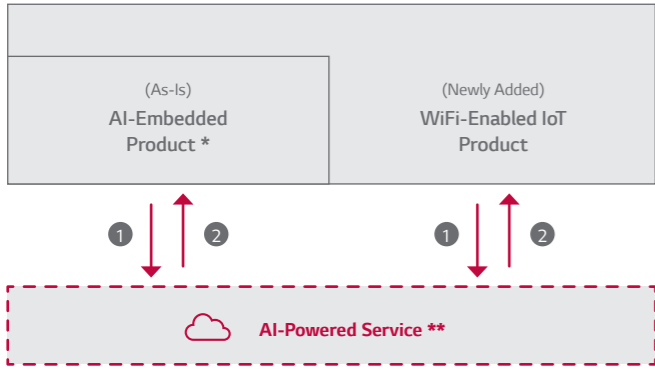
LG has established itself as an exemplary HVAC and energy solutions provider, investing in new technologies, with the addition of chiller, VRF systems and building management systems (BMS) to its comprehensive product portfolio. Alongside its wide range of innovative solutions, the LG promise is to deliver unparalleled customer service.

and training programs that offer excellent hands-on experience. Additionally, LG provides advanced and highly sophisticated tools for HVAC system engineers and installers, including its time saving LG Air Conditioner Technical Solution (LATS) software. LATS allows LG to support clients with draft energy estimation and energy modeling, model selection and design, lifecycle cost analysis and more to ensure a seamless process from planning to execution. LG also operates several state-of-the-art R&D facilities all across the planet.

LG produces expert air conditioning professionals at its academic centers, of which there are nearly 80 worldwide. These academic centers provide workshops

Made Better with LG ThinQ™

With most people living lives that are more hectic than ever before, we see the enormous potential benefits new technologies will bring to the home. LG ThinQ links smart products together so that they can work in unison to make your home smarter and more connected. New levels of control and convenience simplify everyday life and free up time so that you can stay focused on what matters. Furthermore, transformative features and services with artificial intelligence will take home evolution one step further. LG ThinQ will provide more personalized and optimized solutions by learning your needs and preferences through its wide range of products. Get more done while doing less. LG ThinQ's Personalized Solution, Proactive Advice, Maximum Efficiency and Intuitive Control deliver an elevated, more intelligent lifestyle. LG ensures its intelligent offerings, AI-powered products and services unlock new roles for homes that can play an important role for truly smart living. Think Wise. Be Free.



- 1 Understanding users via data collection
- 2 Providing tips & solutions through AI data analytics

* Previous LG ThinQ products-Requirement: evolving products with vocal/visual/product intelligence
 ** Examples of AI-Powered Service: -Usage guide/tips, Predictive maintenance, Auto/semi-auto setting (TBD)

Consumer Benefits



Intuitive Control
 LG ThinQ adds convenience to your daily life by simplifying daily tasks. The LG ThinQ experience is reliable, flexible and effortless from setup to control -and beyond. LG ThinQ products can be controlled from anywhere and at any time with simple voice-commands and a tap of the innovative ThinQ smartphone application. Meaning anywhere can be your home.



Maximum Efficiency
 LG ThinQ minimizes energy consumption and can even track your energy usage and expenditure. Beyond mechanical advancements, LG ThinQ provides unrivaled energy efficiency by utilizing a combination of analytics, sensors and usage data.



Personalized Solution
 LG ThinQ provides tailored recommendations and optimal settings, with your needs and preferences taken into account. Thanks to the power of AI, the same products can offer different experiences depending on your unique tastes and specific situations.

“
LG ThinQ :
A Brand for Products and
Services Incorporating
Advanced AI Technologies
 ”





120 - 203
COMMERCIAL

SINGLE SPLIT 120

INDEX

008 - 061
RESIDENTIAL

WALL MOUNTED 012
 MULTI SPLIT 062



RESIDENTIAL

WALL MOUNTED

MULTI SPLIT



Anytime, Anywhere!

DUAL COOL ThinQ™

with Voice Control



OK Google, turn on the air conditioner.



Sure, turning on



Key Feature

Enhance your daily life with LG ThinQ

Cool home when you arrive
"It would be wonderful if my place is already cool when I arrive."

Check electricity bills throughout the month
"How much have I been using the AC lately?"

Switch off AC after you've left
"Oh no! Did I remember to turn off the AC?"


No need to search for the remote control your AC with your phone
"Where's the remote control? I don't want to move a inch from my bed!"

Voice control for a better life

- **Very intuitive** : It has never been that simple to control a device.
- **Accessible to everyone** : Young to elder people. Increase your comfort by asking so.
- **Time saving** : Don't look for the remote control anymore, just say it with your voice instead.

Simple voice control, time saving & accessible to everyone

No need to wander around searching for your AC's remote control. LG DUALCOOL LG ThinQ models are also compatible with AI speakers such as LG ThinQ with Google Assistant, Alexa, Google Home and more. From now on, don't bother pressing any buttons. Use your voice instead.



※ LG SmartThinQ is now renamed to LG ThinQ
 ※ Smart features and voice assistant product may vary by country and model. Check with your local retailer or LG for service availability.

Don't Worry!
Now, breathe healthily



DUALCOOL

with Air Purification

Cooling + Heating + Air purification



Comfort 365 days

Removes Ultrafine dust with




Ion Diffuser &
Micro Dust filtering system

Real-time control & monitoring with



LG ThinQ APP



Key Feature

Air conditioner and air purifier in one

PM1.0 sensor is automatically activated and filtration system uses 5 million ions to capture and remove microscopic dust particles.



※ Formerly branded LG SmartThinQ is now LG ThinQ
 ※ Smart features and voice assistant product may vary by country and model Check with your local retailer or LG for service availability.


Four seasons of breeze

Enjoy comfort in all four seasons with cooling, heating, and air purification.



4-Way Swing (Indirect Air Flow)

Cool air reaches out to the entire room regardless of where the air conditioner is installed.



Conveniently manage air quality with the LG ThinQ app

Let's check now! History of your air quality by LG ThinQ.



10-Year Inverter Compressor Warranty












With confidence in product quality and a desire to enhance the lives of customers, LG provides a 10-year warranty on the Residential Air Conditioners' Inverter Compressor.



LINE-UP

INDOOR UNIT

○ Single Split Only ● Compatible ● Multi Split Only












| MODEL | KBTU | 5 | 7 | 9 | 12 | 15 | 18 | 24 | |
|----------|------------------|--|-------------|-------------|-------------|-------------|-------------|-------------|-------------|
| | KW | 1.5 | 2.1 | 2.6 | 3.5 | 4.2 | 5.3 | 7.0 | |
| ARTCOOL | Gallery |  NEW | | | ○ A09FTNSF | ○ A12FTNSF | | | |
| | Mirror |  | | ● AM07BPNSJ | ○ AC09BQNSJ | ○ AC12BQNSJ | ○ AC18BQNSK | ○ AC24BQNSK | |
| | Silver |  | | | ○ AC09SQNSJ | ○ AC12SQNSJ | ○ AC18SQNSK | | |
| | Prestige |  NEW | | | ○ F09MTNSM | ○ F12MTNSM | | | |
| | Air Purification |  NEW | | | ○ AP09RTNSJ | ○ AP12RTNSJ | | | |
| | Deluxe |  | | ● DM07RPNSJ | ○ DC09RQNSJ | ○ DC12RQNSJ | ○ DC18RQNSK | ○ DC24RQNSK | |
| DUALCOOL | Deluxe 2 |  NEW | | | ○ DC09RTNSJ | ○ DC12RTNSJ | | | |
| | Standard Plus |  | ● PM05SPNSJ | ● PM07SPNSJ | ○ PC09SQNSJ | ○ PC12SQNSJ | ● PM15SPNSJ | ○ PC18SQNSK | ○ PC24SQNSK |
| | Standard 2 |  NEW | | | ○ S09ETNSJ | ○ S12ETNSJ | ○ S18ETNSK | ○ S24ETNSK | |
| | Standard |  | | | ○ S09EQNSJ | ○ S12EQNSJ | ○ S18EQNSK | ○ S24EQNSK | |
| | Standard 3 |  NEW | | | ○ S09ESNSA | ○ S12ESNSJ | | | |

※ Refer to multi split line up for 5, 7, 15KBTU indoor unit connection.

LINE-UP

OUTDOOR UNIT

○ Single Split Only ● Compatible ● Multi Split Only

| MODEL | KBTU | 9 | 12 | 14 | 16 | 18 | 21 | 24 | 27 | 30 |
|----------|------------------|---|-------------|-------------|-----|-------------|-------------|-------------|-------------|-----|
| | KW | 2.6 | 3.5 | 4.1 | 4.7 | 5.3 | 6.2 | 7.0 | 7.9 | 8.8 |
| ARTCOOL | Gallery |  | ○ A09FTUL2 | ○ A12FTUL2 | | | | | | |
| | Mirror |  | ○ AC09BQUA3 | ○ AC12BQUA3 | | ○ AC18BQUL2 | | ○ AC24BQU24 | | |
| | Silver |  | ○ AC09BQUA3 | ○ AC12BQUA3 | | ○ AC18BQUL2 | | | | |
| | Prestige |  | ○ F09MTU24 | ○ F12MTU24 | | | | | | |
| | Air Purification |  | ○ AP09RTUA3 | ○ AP12RTUA3 | | | | | | |
| | Deluxe |  | ○ DC09RQUL2 | ○ DC12RQUL2 | | | ○ DC18RQUL2 | | ○ DC24RQU24 | |
| DUALCOOL | Deluxe 2 |  | ○ DC09RTUA3 | ○ DC12RTUA3 | | | | | | |
| | Standard Plus |  | ○ PC09SQUA3 | ○ PC12SQUA3 | | ○ PC18SQL2 | | ○ PC24SQU24 | | |
| | Standard 2 |  | ○ S09ETUA3 | ○ S12ETUA3 | | ○ S18ETUL2 | | ○ S24ETU24 | | |
| | Standard |  | ○ S09EQUA3 | ○ S12EQUA3 | | ○ S18EQU24 | | ○ S24EQU24 | | |
| | Standard 3 |  | ○ S09ESUA3 | ○ S12ESUA3 | | | | | | |

WALL MOUNTED

ARTCOOL | Prestige | DUALCOOL with Air Purification | Deluxe | Standard Plus | Standard



ARTCOOL SERIES



ARTCOOL Gallery DUAL Inverter

The design of LG air conditioners is fashionably elegant in such a way that it reigns supreme compared to others. Customise your space.



ARTCOOL Silver DUAL Inverter



ARTCOOL Mirror DUAL Inverter

In addition to modern lines and classic style, LG ARTCOOL offers the most outstanding air conditioning solution in a complete and attractive package.

DUALCOOL SERIES



PRESTIGE DUAL Inverter

LG Prestige offers one of the most comprehensive air conditioning solutions by providing supreme energy efficiency and a tranquil environment.



DUALCOOL WITH AIR PURIFICATION

Enjoy a comfortable home throughout all four seasons with cooling, heating and air purification.



DELUXE DUAL Inverter

LG Deluxe's minimalist design combines with advanced technology to go above and beyond the essential elements of an air conditioner.



STANDARD PLUS DUAL Inverter

The LG Standard Plus boasts compact size, powerful cooling performance and convenient, sleek design.



STANDARD DUAL Inverter

LG Standard features all the sophistication of a modern residential air conditioner integrated with LG's advanced technology.

FEATURE OVERVIEW



| | Cooling | Heating | CORE TECH | | SMART | | ENERGY EFFICIENCY | |
|-------------------------|---|---------|--------------------------|--------------|----------------|-----------------|-----------------------|----------------|
| | | | Dual Inverter Compressor | Voic Control | Embedded Wi-Fi | Smart Diagnosis | Active Energy Control | Energy Display |
| GALLERY | | | | | | | | |
| | 9k | 12k | | | | | | |
| ARTCOOL | | | | | | | | |
| | 9k | 12k | 18k | 24k | | | | |
| Mirror | Only for Multi 7k ⁽⁴⁾ | | | | | | | |
| Silver | 9k | 12k | 18k | | | | | |
| PRESTIGE | | | | | | | | |
| | 9k | 12k | | | | | | |
| AIR PURIFICATION | | | | | | | | |
| | 9k | 12k | | | | | | |
| DELUXE | | | | | | | | |
| | 9k | 12k | 18k | 24k | | | | |
| | Only for Multi 7k ⁽⁴⁾ | | | | | | | |
| DELUXE 2 | | | | | | | | |
| | 9k | 12k | | | | | | |
| | Only for Multi 7k ⁽⁴⁾ | | | | | | | |
| STANDARD PLUS | | | | | | | | |
| | 9k | 12k | 18k | 24k | | | | |
| | Only for Multi 5k 7k 15k ⁽⁴⁾ | | | | | | | |
| STANDARD 2 | | | | | | | | |
| | 9k | 12k | 18k | 24k | | | | |
| | Only for Multi 7k ⁽⁴⁾ | | | | | | | |
| STANDARD | | | | | | | | |
| | 9k | 12k | 18k | 24k | | | | |
| | | | | | | | | |
| STANDARD 3 | | | | | | | | |
| | 9k | 12k | | | | | | |

Feature may vary for each model.
 1. When connected to Multi Outdoor unit, Silent Mode 3dB is working by simply setting the dip switch on the PCB of the outdoor unit.
 2. When combines with 40kBTu, Cooling A+, Heating A
 3. Wi-Fi Ready : can be connected by using Wi-Fi controller (PWFMD200)
 4. Please refer to the specifications of Multi outdoor units.

FEATURE OVERVIEW

| | COMFORT | | | HEALTHCARE | | DURABILITY | FAST COOLING & HEATING | | | MULTI | |
|-------------------------|--|----------------|-----------------|-----------------------------|------------------------------------|------------|------------------------|----------|---------------|--------------|------------|
| | Comfort Air (Indirect Cooling/Heating) | Low Noise 19dB | Silent Mode 3dB | Ultra Dust Sensing (PM 1.0) | Plasmaster Ionizer ^{PLUS} | Gold Fin™ | Auto Cleaning | Jet Cool | 4 Way Swing | Fast Heating | Compatible |
| GALLERY | | | | | | | | | | | |
| | | | | | | | | | 3 way | | |
| ARTCOOL | | | | | | | | | | | |
| | | | | | | | | | | | |
| Mirror | | | | | | Black Fin | | | | | |
| Silver | | | | | | | | | | | |
| PRESTIGE | | | | | | | | | | | |
| | | | | | | | | | | | |
| AIR PURIFICATION | | | | | | | | | | | |
| | | | | | | | | | | | |
| DELUXE | | | | | | | | | | | |
| | | | | | | | | | | | |
| | | | | | | Black Fin | | | | | |
| DELUXE 2 | | | | | | | | | | | |
| | | | | | | | | | | | |
| | | | | | | Black Fin | | | | | |
| STANDARD PLUS | | | | | | | | | | | |
| | | | | | | | | | | | |
| | | | | | | Black Fin | | | | | |
| STANDARD 2 | | | | | | | | | | | |
| | | | | | | | | | | | |
| | | | | | | Black Fin | | | | | |
| STANDARD | | | | | | | | | | | |
| | | | | | | | | | | | |
| | | | | | | | | | (18/24k Only) | | |
| STANDARD 3 | | | | | | | | | | | |
| | | | | | | | | | | | |

UNIQUE FEATURES

Smart

Enjoy anytime, anywhere access to your air conditioner with LG's ThinQ technology.

Energy Efficiency

LG's revolutionary inverter technology provides world-class energy efficiency by minimising energy consumption.

Perfect healthcare

The PM 1.0 auto sensor combined with advanced filtration technologies protect users from harmful substances such as micro-dust, viruses, allergens, and odors.

Fast Cooling & Heating

Regardless of the outdoor temperature, LG air conditioners distribute cold or hot air fast, reaching every corner of even your largest rooms with powerful cooling or heating.

Extreme Durability

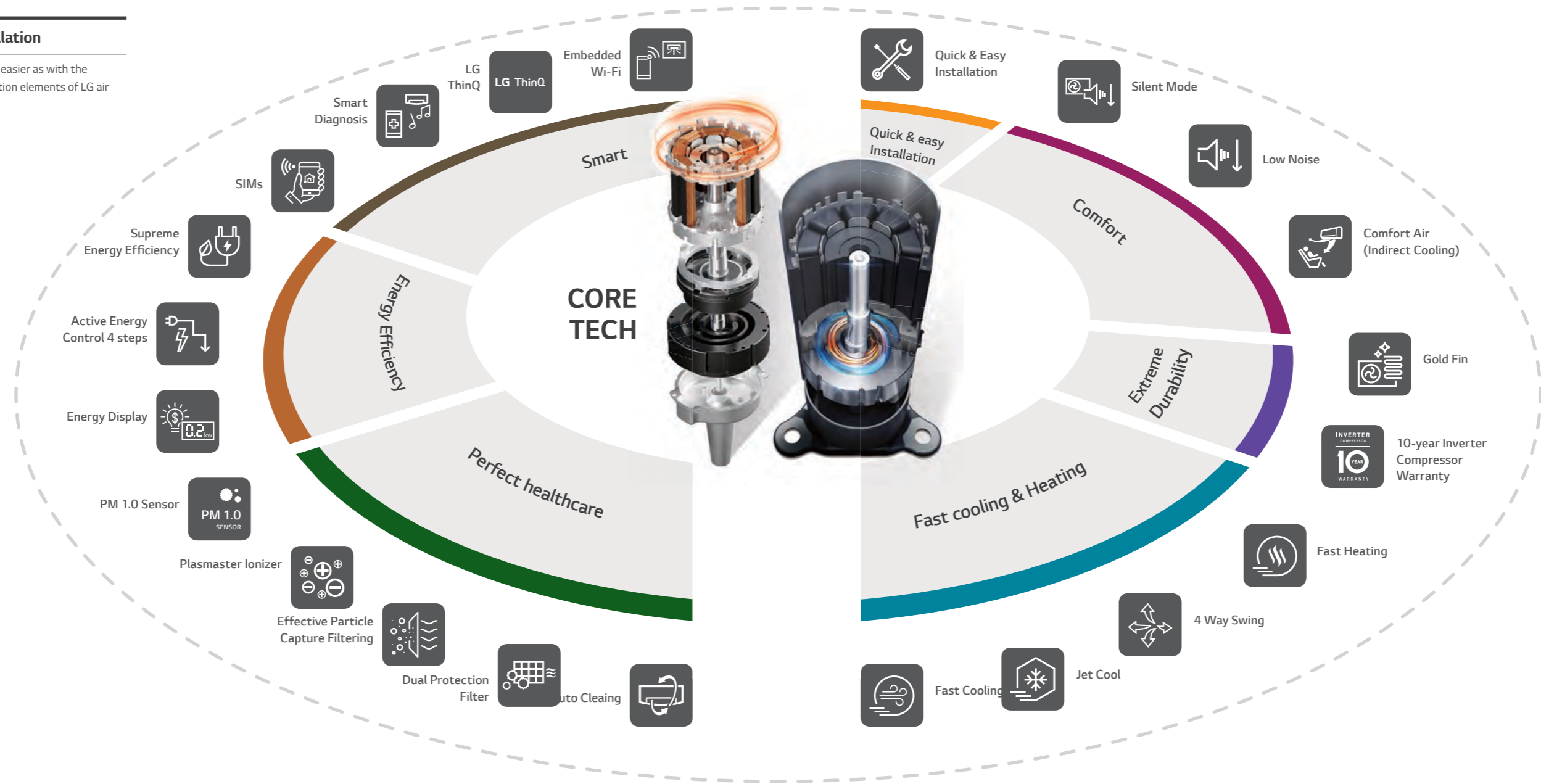
In any environmental conditions, LG's air conditioners can bring customers peace of mind through product durability.

Comfort

LG air conditioners provide a comfortable indoor environment with low noise levels and optimized vane adjustment capability that ensures even air flow.

Quick & Easy Installation

Installation has never been easier as with the delicately designed installation elements of LG air conditioners



CORE TECH



Dual Inverter Compressor

• What is the Dual Inverter Compressor?

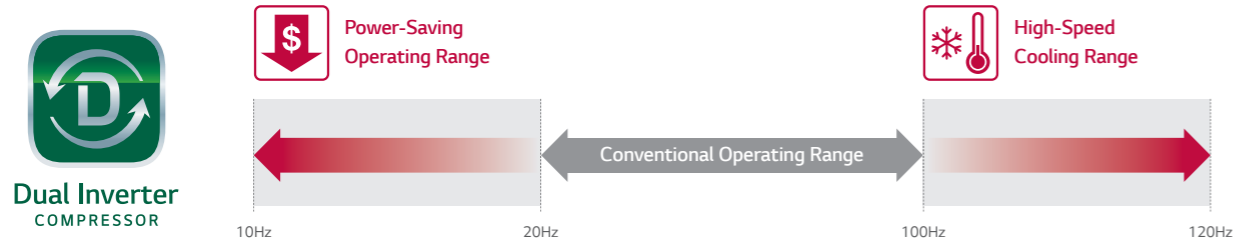
A compressor is the heart of an air conditioner, and monitoring whether it works properly, effectively, or noisily that can cause stress as well as cost more money. LG's Dual Inverter Compressor provides an effective solution, resulting in an air conditioner that cools faster, lasts longer, and operates quieter than conventional models.



• How it Works

Varied-Speed Dual Rotary

A compressor motor with a wider rotational frequency that is energy efficient and has a higher volumetric quick cooling capacity than any conventional compressors.



• Product Reliability Improvement

The Dual Inverter Compressor reduces the vibration and with it the sound pressure levels. The reduction in vibration reduces the possibility of fractures occurring in the surrounding pipework.

CORE TECH



R32 Refrigerant

- R32 is more environmental friendly compared to former refrigerant

• Pain Point

Due to accelerated global warming and the destruction of the ozone layer, various international conventions and meetings are held to enhance restrictions to the use of refrigerant or enforce the use of eco-conscious refrigerants. In order to reduce environmental destruction, refrigerant R32 is internationally acclaimed for being Eco-friendly. This low volume refrigerant is as efficient as any conventional refrigerant but boasts a 68% reduced global warming potential.



• How it Works

Utilising a small amount of the R32 refrigerant also qualifies it to be a highly green efficient system.

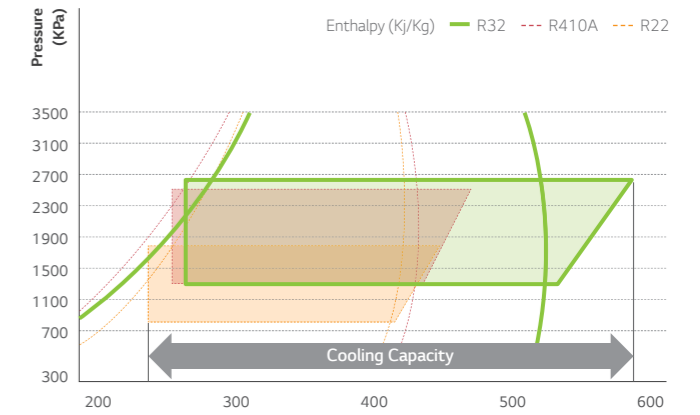
Alleviate Global Warming & Ozone Layer Destruction

R32 efficiently works even in small volume compared to existing R410A refrigerant, which decreases potential hazard of global warming.

High Compressibility

R32's high compressibility rate gives more powerful cooling performance and efficiency compared to existing refrigerant R22 and R410A.

| | R410A | R32 |
|--------------------------------|-----------------------------|---------------------|
| Composition | Blend of R32 50% + R125 50% | Pure R32 (No blend) |
| GWP (Global Warming Potential) | 2087.5 | 675 |



• Benefit

Eco-conscious refrigerants reduce environmental pollution.

SMART



Embedded Wi-Fi

Control your air conditioners by using Android or iOS based smartphones. This advanced technology provides you many benefits.

• LG ThinQ



Download the LG ThinQ app from Google or Apple app stores.



• How it Works

Embedded Wi-Fi modem

Enable "LG ThinQ" on your air conditioner.

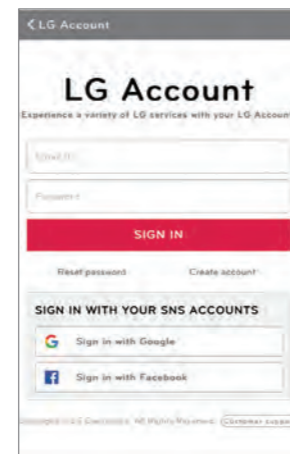


By using the embedded Wi-Fi modem, get ready for innovation without boundaries.



Easy Registration and Log-in

Follow the interactive set-up LG Account steps that will activate smart ThinQ's impressive features.



Wi-Fi Connectivity

Each individual member of your family can customise the air conditioner temperature and fan speed accordingly and then save the settings in their app to run it later. These settings can be saved for each air conditioner too.

Multiple Devices



* Can be controlled by multiple users, but not simultaneously

Multi-Control



SMART

• Benefit

Simple operation for various functions

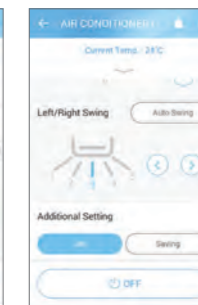
On/Off, Current Temp



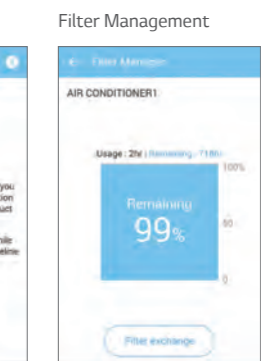

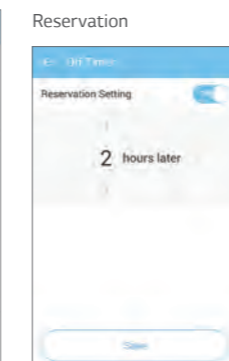
Mode, Set Temp



Vane Control



Straight-forward management



Integrated Home Appliances Control

Monitor and control your LG appliances from one place.



Access your air conditioner anytime and from anywhere

with a Wi-Fi equipped device and LG's exclusive control app, ThinQ.



SMART

Smart Diagnosis

Smart Diagnosis allows you to check setup, installation, troubleshooting and other information conveniently from your smartphone.

- * Specifications may vary for each model.
- * When connected to Multi ODU, Smart Diagnosis function may not be supported.

What is Smart Diagnosis?

Smart Diagnosis allows users to conveniently check setup, installation, troubleshooting and other information directly from a smartphone.

- * Builds upon widespread smartphone use and offers greater USP diversification
- * Perfect for consumers who are unable to view information about their air conditioner via a display or remote control.

How it works

By using "LG ThinQ" App and clicking "Start Smart Diagnosis", monitor and check diagnosis results conveniently via Wi-Fi.



* When the model doesn't provide embedded Wi-Fi, diagnose by buzzer sound with the same app and remote controller.



SMART

Benefit

Easily comprehensible error messages make detecting a solution and contacting the service center simple and convenient

For consumer



For Installer and SVC



- Easily check operational status of a product without a display or one that provides limited information
- Save energy by monitoring key operational information and power consumption
- Using the Maintenance Guide helps to improve device performance and increase product life-span.

- Understand the product better by easily confirming operational status and information
- Intuitively diagnose problems by comparing current and past usage data
- Maintain installation capabilities and reduce installation errors by quickly confirming device operational status

SMART

SIMs

By connecting SIMs chip, you can check the status of your air conditioner and diagnose problems from your smartphone.

* Specifications may vary for each model.
* When connected to Multi ODU, SIMs function may not be supported.

• What is the LG SIMs?



Monitor the status of your air conditioner and accurately diagnose problems by connecting it to a smartphone via a SIMs chip.

* SIMs : Smart Inverter Monitoring System

• How It Works

- SIMS App**
1. Use a SIMs chip to connect a smartphone to an air conditioner.
 2. Monitor and diagnose problems in real time using the SIMs app.

• Benefit

Easy Monitoring
Diagnose problems anytime, anywhere with a SIMs chip.

Easy Diagnosis & Quick Response
Easily monitor IDU/ODU and diagnose problems.
Save and review diagnostic data.

| | |
|--|---|
| <p>Main</p> <ul style="list-style-type: none"> Current outdoor temperature Indoor temperature Inverter Comp frequency Operating opening Error code / Frequency limits Indoor. Outdoor fan speed | <p>Indoor Unit</p> <ul style="list-style-type: none"> Indoor Unit Capacity / Operation Mode THM mode / REM mode FAN operating condition / EEV opening Room Temperature / Suction Temperature Intermediate Temperature Exit Temperature |
| <p>Outdoor Unit</p> <ul style="list-style-type: none"> Frequency / Fan RPM DC Link / Input Current Input Voltage EEV operation mode Restart timer Compressor mode / EEV opening | <p>Chart</p> <ul style="list-style-type: none"> Room Temperature Heat exchanger pipe temperature Compressor discharge temperature Frequency / Outdoor temperature Compressor suction temperature Electric current / Voltage |



* Smartphone Requirements (iOS : 6.1 or later, Android : 2.3 or later)

SMART

Low Refrigerant Detection

Early notification of low refrigerant protects your air conditioner from a risk of damage.

* Specifications may vary for each model.
* Depending on the experimental conditions.
* When connected to Multi ODU, Low Refrigerant Detection function may not be supported.

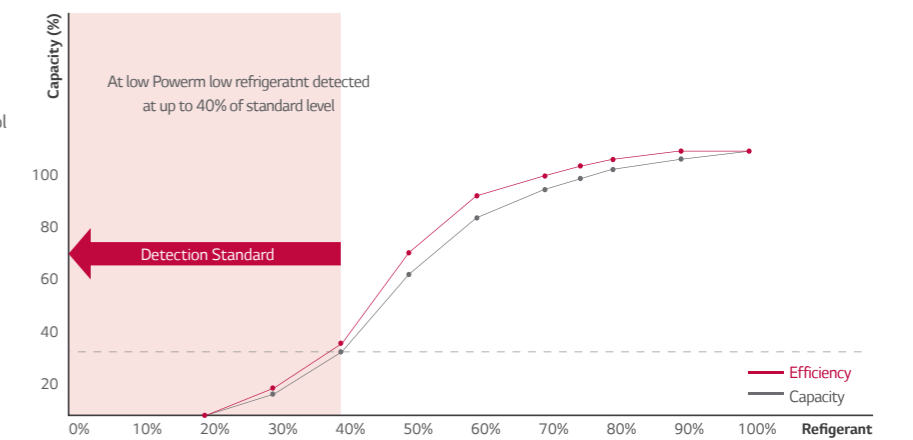
• How It Works

Early Detection of Low Refrigerant Levels
The Air Conditioner is automatically shut down when low refrigerant level is detected.

- 3 Checkpoints for Low Refrigerant Level :**
- 1) The heat exchanger temperature is comparatively cool
 - 2) The outdoor unit is working properly
 - 3) The energy consumption is working under a standard pattern

If any of the above conditions are not met, for a maximum of 4 times, after 15 minutes of Air Conditioner operation, a Low Refrigerant level is detected and the Air Conditioner is shut down.

Capacity and Effectiveness of the Refrigerant Levels



* This function only works under the following conditions:
- Indoor/Outdoor temperature is up to 20 degrees Celsius
- Cooling and dehumidification mode

• Benefit

Longer Lifespan for Air Conditioner



Notify You of Low Refrigerant Levels

When Low Refrigerant Level is detected, it alternately shows CH and 36 on the display.

* Some models show CH and 38 alternately on the display.

ENERGY EFFICIENCY



Supreme Energy Efficiency


LG's revolutionary Inverter technology boasts powerful yet quiet performance while minimising energy consumption. With world-class energy efficiency, enjoy comfort as well as energy savings.

* Based on H09AL Model
* Specifications may vary for each model.

• High Efficient Compressor and Reversing Valve


Rotary Compressor and Motor Efficiency

The number of suction connections has been reduced from two to one to increase the efficiency of the refrigerant compression during low speed conditions. The DC motor in LG air conditioners remains unsurpassable incomparable to in the world's top class efficiencies.




Bi-Stable Reversing Valve

The Input power of 4-way valve has been reduced to 0W by using a Bi-Stable type.

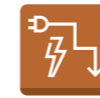


• Improved Inverter Drive Efficiency

Used to optimise the time of current flow by controlling the number of converter switching according to energy consumption status. Displays comparatively higher performance and advanced energy efficiency than conventional Inverter air conditioner by reducing power loss with an advanced material component called SiC.



ENERGY EFFICIENCY



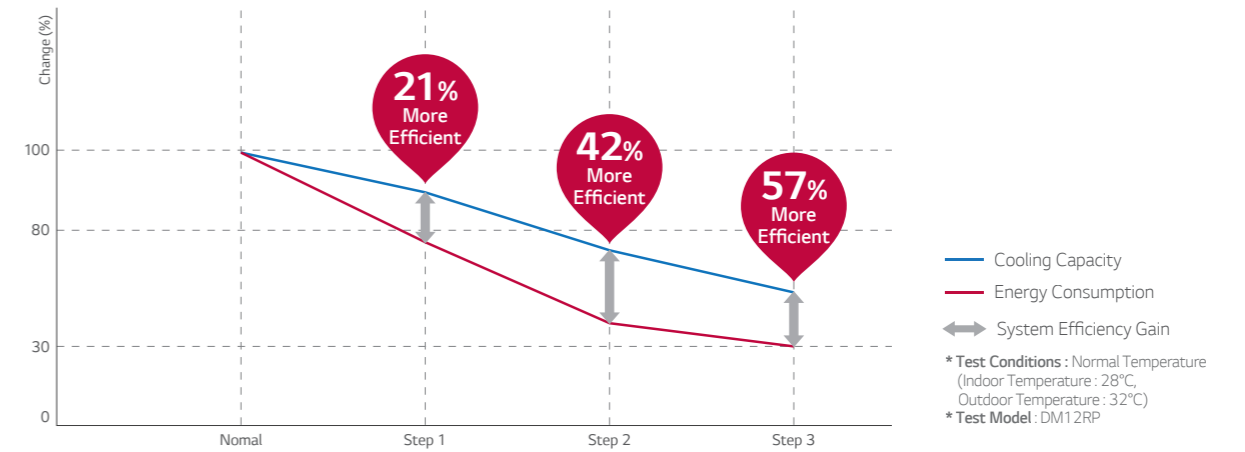
Active Energy Control 4 - Step

LG's Active Energy Control adjusts the energy consumption level and cooling capacity by controlling maximum frequency of the compressor motor.

* Specifications may vary for each model.
* Depending on the experimental conditions.
* When connected to Multi ODU, Active Energy Control function may not be supported.

• Concept & Benefit

Cooling a home can come at a high cost particularly during the hot summer months. Avoid those costs and save energy by taking advantage of LG's 4-Step Energy Control System.



• How It Works

| Step | Energy Usage | Activity Level | Clicks |
|--------|--------------|---|--------|
| Normal | 100% | Many people and high-activity level | 0 |
| Step 1 | 80% | Few people and moderate-activity levels | 1 |
| Step 2 | 60% | Fewer people and low-activity levels | 2 |
| Step 3 | 40% | Fewest people with no activity | 3 |

ENERGY EFFICIENCY



Energy Display

LG's Energy Display panel monitors the amount of energy levels used. Reduce energy consumption while enjoying a comfortable indoor environment by checking your energy level directly on the AC panel.

* Specifications may vary for each model.
* When connected to Multi ODU, Energy Display function may not be supported.

• How it Works

Magic Display & Remote Control

With the push of a button on the remote control, indoor unit's LCD display shows the current and total energy use, thus making the users aware of reducing energy consumption.



• Benefit

Nomal Mode

Current Setting Temp



press for 3 sec



Electric Power

Displays Current Energy Use



PERFECT HEALTHCARE



Plasmaster™ Ionizer^{PLUS}

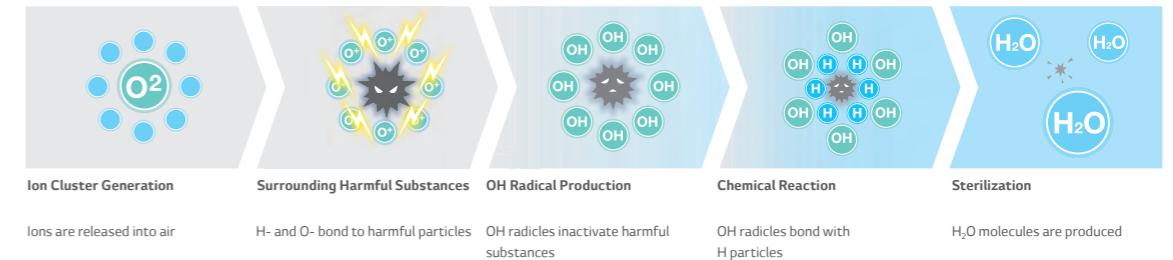
The powerful Plasmaster Ionizer protects you from bad odors and Escherichia coli and Staphylococcus in the surface with over 3 million ions to sterilize to make a safer, and cleaner environment.

* Specifications may vary for each model.
* Depending on the experimental conditions.

• How It Works

Sterilization and Deodorization (Utilizes Over 3 Million Ions)

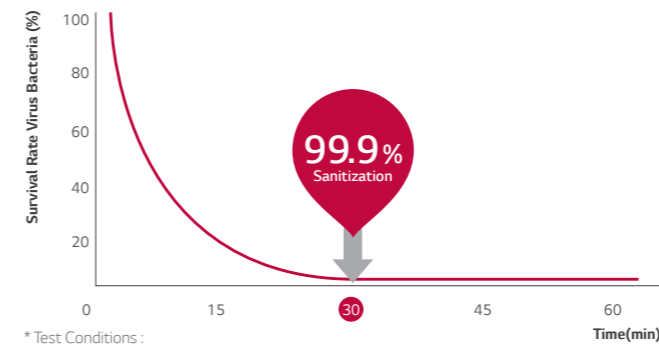
Plasmaster Ionizer+ reduces E.coli and Staphylococcus in the surface with over 3 million ions.



• Test Result

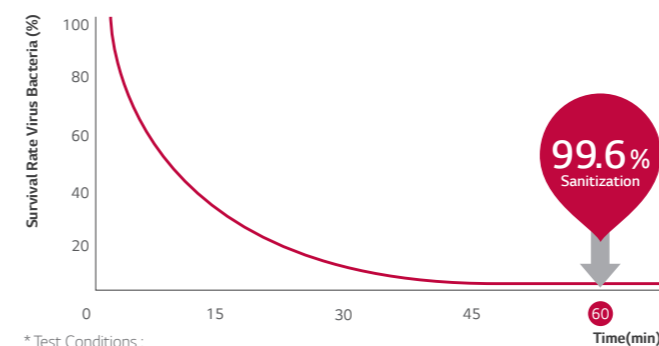
Sterilization Performance Evaluations

Sterilize Bacteria E.coli over 99.9% in 30 min.



* Test Conditions :
Space : 52m³ Chamber (measuring with the specimen in the center of test chamber)
Temperature & Humidity : Normal
Bacteria : E coil colon bacillus
Tested by Intertek

Sterilize staphylococcus over 99.6% in 60 min.



* Test Conditions :
Space : 52m³ Chamber (measuring with the specimen in the center of test chamber)
Temperature & Humidity : Normal
Bacteria : Staphylococcus Aureus
Tested by Intertek

2.1 odor strength decrease in 60 minutes

An odor of measured as 2 European odor units (ouE/m³) or less indicates that the level of odor falls within permissible limits.

| Odor Strength | 1 | 2 | 3 | 4 |
|--------------------------------------|----------------|-------------------|----------------|------------------|
| Offensive odor substance sensitivity | Mountain smell | Indoor life smell | Bathroom smell | Food waste smell |
| Odor strength level | Light | Moderate | Strong | Very Strong |



Odor strength reduce 3.6 → 1.5 / The Odor floating in the room as well as curtain and clothes.

* Test conditions :
Space : 8m³ Chamber
Temperature & Humidity : Normal
Tested by Intertek

PERFECT HEALTHCARE



PM 1.0 Auto Sensor


As AC turns on, PM 1.0 sensor automatically operates to capture and remove microscopic dust particles including ultra fine dust.

* Specifications may vary for each model.
* Depending on the experimental conditions.



- AQI(Air Quality Index) is displayed in unit of 1 within 8-999 $\mu\text{g}/\text{m}^3$.
- AQI(Air Quality Index) may continuously change according to changes in the indoor environment.
- Overall cleanliness color is displayed based on the highest contamination level among fine dust(PM10), ultra fine dust(PM2.5), and super ultrafine dust (PM1.0).
- Overall cleanliness color is displayed in 4 levels according to the indoor contamination level.
- If dust concentration is high, the difference between the displayed dust concentration and the actual dust concentration may increase.

• During the operation, if you press PM SENSOR button, you can check the indoor cleanliness in each level.



| Color | Level | Display standard ($\mu\text{g}/\text{m}^3$) | | |
|--------|----------|---|--------------------------|-------------------|
| | | Super ultra fine dust (PM 1.0) | Ultra fine dust (PM 2.5) | Fine dust (PM 10) |
| Green | Good | 12 or less | 12 or less | 54 or less |
| Yellow | Normal | 13 - 35 | 13 - 35 | 55 - 154 |
| Orange | Bad | 36 - 55 | 36 - 55 | 155 - 254 |
| Red | Very Bad | 56 or more | 56 or more | 255 or more |

Guide to dust particles' size

- Fine dust : Dust with particle size of $10\mu\text{m}$ or less (Generated from workplace combustion, vehicle exhaust, etc.)
- Ultra fine dust : Dust with particle size of $2.5\mu\text{m}$ or less (Composed of ion component, carbon compound, and metal compound)
- Super Ultrafine dust* : Dust with particle size of $1.0\mu\text{m}$ or less (Cigarette smoke, etc.)

AQI(Air Quality Index) evaluation is carried out with LG standard test dust.

* Minimum capturing size of particle : $0.02\mu\text{m}$
 ※ PM : Particulate matter is the sum of all solid and liquid particles suspended in air many of which are hazardous.
 This complex mixture includes both organic and inorganic particles, such as dust, pollen, soot, smoke, and liquid droplets.

PERFECT HEALTHCARE




Dual Protection Filter

The Dual Protection Filter collects dust.

* Specifications may vary for each model.
* Depending on the experimental conditions.

• What is the Dual Protection Filter?

The Dual Protection Filter, designed to capture dust particles over 10µ in size, first line of defense against finer particles.



• Additional Benefit

Easy to Open

Easily detachable full surface cover helps clean the air conditioner flawlessly.

Easy to Clean

The filter is designed for easy handling and quick cleaning, which lengthens its lifespan.



PERFECT HEALTHCARE



Auto Cleaning

The interior of the air conditioner is maintained clean by drying off the heat exchanger, then sterilizing the interior once more.

* Specifications may vary for each model.

• Pain Point

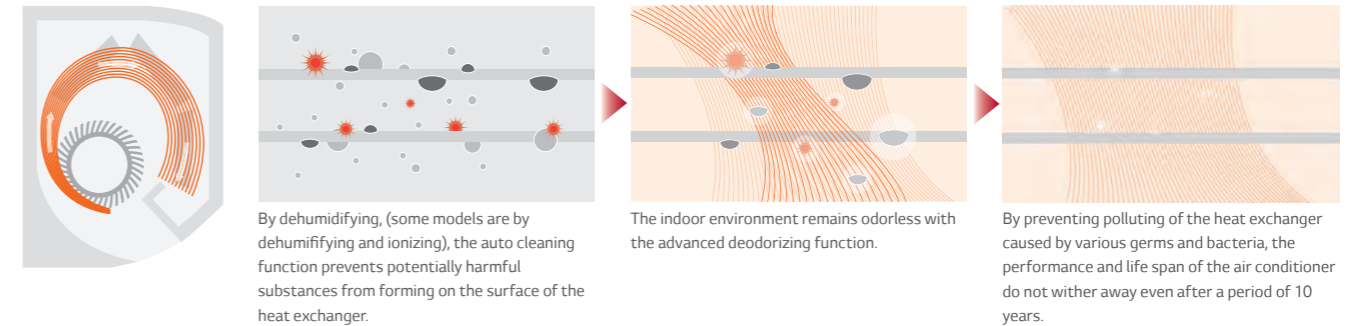
The main cause of odor within air conditioners is mold and bacteria growing on the heat exchanger. These germs can spread when the heat exchanger is wet.



• How It Works

Cleans Filter with Regular Air Flow


The comprehensive auto cleaning function prevents the formation of bacteria and mold on the heat exchanger, providing an enhancing environment.



• Benefit

Removes Harmful Particles


Auto Cleaning provides clean air by preventing bacteria, mold and odors that can otherwise accumulate in an indoor unit.



Bacteria Prevention



Odor Elimination



Mold Elimination

FAST COOLING & HEATING



Fast Cooling


The cool airflow reaches all the corners of the room, keeping the space cool and comfortable.

* Specifications may vary for each model.
* Depending on the experimental conditions.

• How It Works

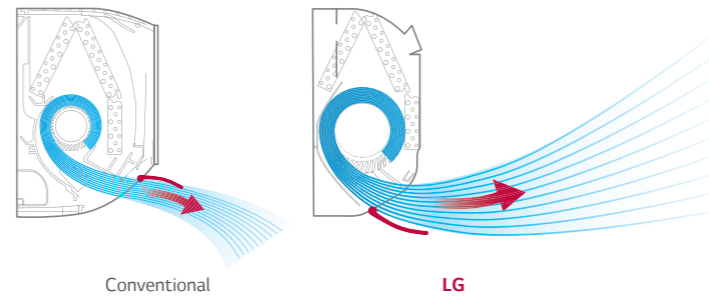
Bigger Skew Fan

A 25% larger skew fan emanates highly powerful blasts of air.



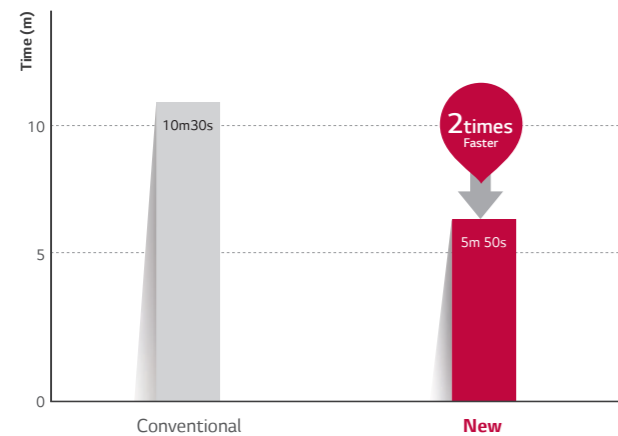
Cooling Outlet

A larger, optimally designed cooling outlet emanates to large areas and cools spaces faster.



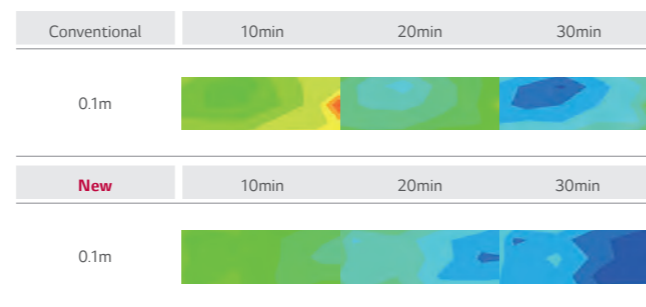
• Test Result

Test Result



* Test Conditions :
: Indoor temperature 33°C, Outdoor temperature 35°C,
Relative humidity 60%, Setting temperature 24°C

Changes in Temperature Over 30 Minutes



* Test Conditions :
Outdoor temperature : 35°C, Indoor temperature : 33°C,
Humidity : 60%, Remote control : 24°C High

FAST COOLING & HEATING



Jet Cool


LG air conditioners provide optimized high-speed airflow, which can cool rooms faster while delivering cool air evenly in every direction.

* Specifications may vary for each model.
* Depending on the experimental conditions.

• How It Works

One Click "Jet Mode"

Reduces the temperature of outflowing air to 18°C for 30 minutes with just one click.



• More Powerful Performance

By reducing the second vortex, which decreases airflow within the air outlet, and enlarging the fan size, the amount of airflow is increased to 13.0 CMM.



FAST COOLING & HEATING



4-Way Swing


Cool air reaches out to the entire room regardless of where the air conditioner is installed

* Specifications may vary for each model.

• How It Works

6-Step Vane, Control up to 70°

The vertical vane, which moves up and down, has 6 different settings including full-auto swing.



* Angle can be different from each model and working mode.

5-Step Louver, Control up to 55°

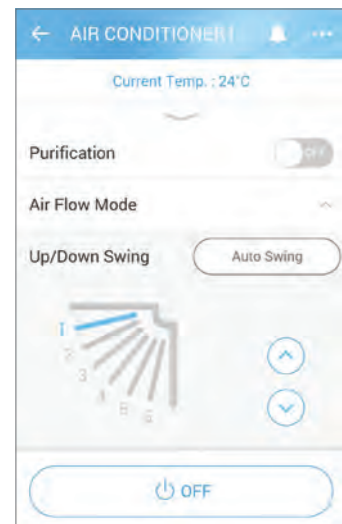
The louver, which sways left and right, has 5 different settings including full auto-swing.



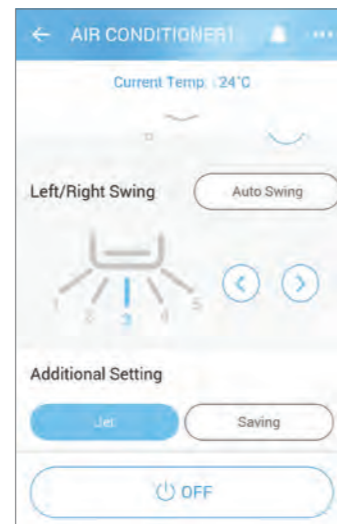
• Easy and Simple Control

Airflow direction can be changed by LG ThinQ Wi-Fi app.

Up/Down Swing



Left/Right Swing



FAST COOLING & HEATING



Fast Heating

LG Residential Air Conditioners satisfy your heating needs while consuming less energy, by heating a wider space in a shorter period of time to create a warm and comfortable living environment.

* Specifications may vary for each model.
* Depending on the experimental conditions.

• How It Works


4 way Auto Swing (Easy Airflow Control)

4 Way Auto Swing adjusts airflow based on the surrounding environment, allowing for optimal distribution of warm air to living areas and enabling quick heating.



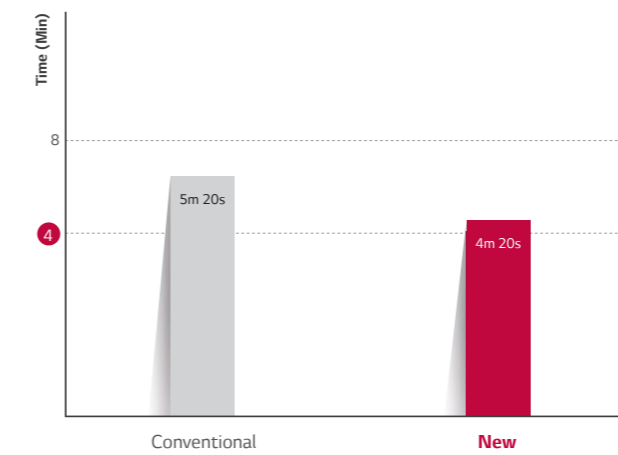
Vertical Airflow

When heating, the vane sends heated air downwards to maintain a pleasant and balanced room temperature.



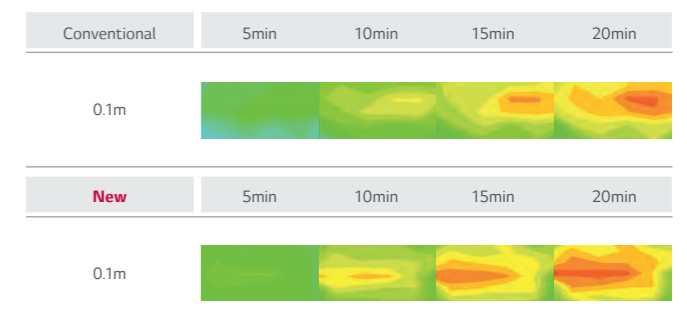
• Benefit & Test Result

22% Quick Heating



* Test Conditions :
Outdoor temperature : 7°C, Indoor temperature : 12°C,
Humidity : 87%, Remote control : 30°C Power

Changes in Temperature Over 20 Minutes



* Test Conditions :
Outdoor temperature : 7°C, Indoor temperature : 12°C,
Humidity : 87%, Remote control : 30°C Power

EXTREME DURABILITY




10-Year Inverter Compressor Warranty

With confidence in product quality and a desire to enhance the lives of customers, LG provides a 10-year warranty on the Residential Air Conditioners' Inverter Compressor.

* Specifications may vary for each model.

• What is the 10 Year Warranty?

With the 10-year warranty on the compressor, users can be assured of the functionality of our product for a longer period of time.



• Benefit & Verification

Reliable Air Conditioner

Product safety is emphasized by offering a 10-year warranty on the compressor to reassure customers about product durability.

Verification

TUV Rheinland, Long Term Accelerated-reliability Test & High Marginal Test

- * Long Term Accelerated-Reliability test
LG's unique testing method with reinforced operating condition for a product life assurance to test and determine the product life cycle in a short period of time by accelerating the life cycle.
- * High Marginal Test
Test method to secure durability in various adverse conditions that may occur in the field by performing comp reliability test against higher pressure and temperature than the designed range of pressure and temperature which the comp operates in.
- * Verification obtained from TUV Rheinland for 10-year product life cycle



EXTREME DURABILITY



Gold Fin™

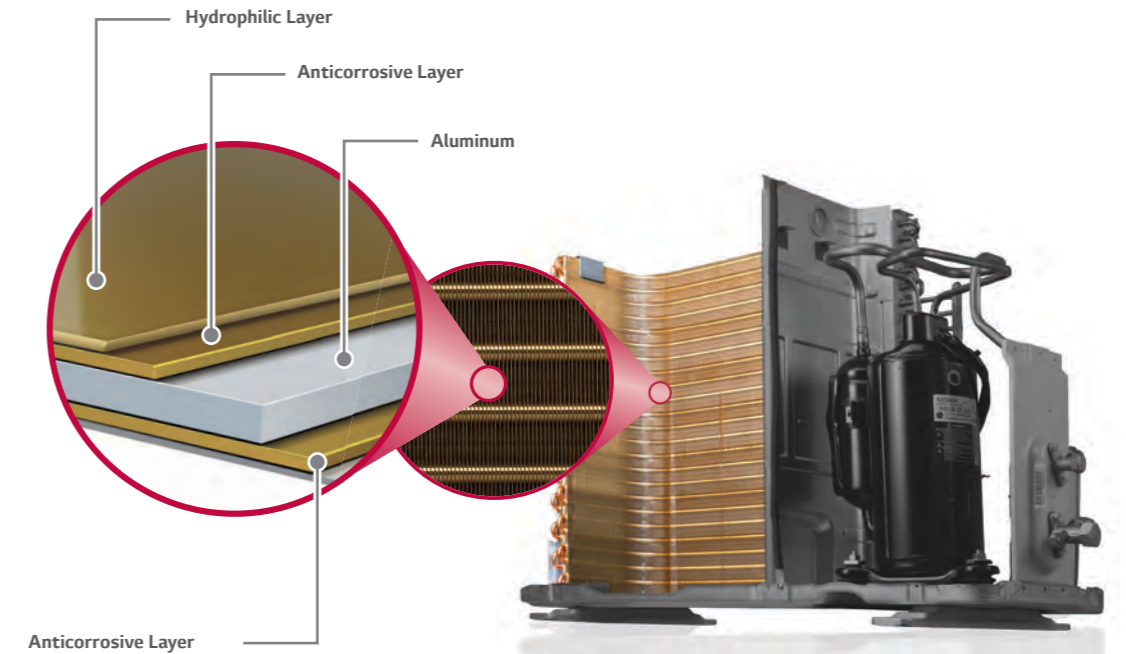
The Gold Fin™ coating protects the surface of the heat exchanger from unnecessary wear and corrosion.

- * Specifications may vary for each model.
- * Depending on the experimental conditions.

• How It Works

Corrosion-resistant protective layer

The gold-colored special coating on the fin of the heat exchanger prevents corrosion, extending the life of the unit.



• Test Result

Conventional Fin



Gold Fin™



* Test result 360 hrs. after being exposed to sodium chloride

COMFORT



Comfort Air (Indirect Cooling)

LG provides pure hygienic and temperature regulated atmosphere surrounding your living space. An automatic vane angle adjustment sets perfect vane angle and air volume.

* Specifications may vary for each model.

• Concept

Comfort Air changes the air flow angle to ensure that air is directed away from occupants to promote more comfortable environments optimized for sleeping and more.

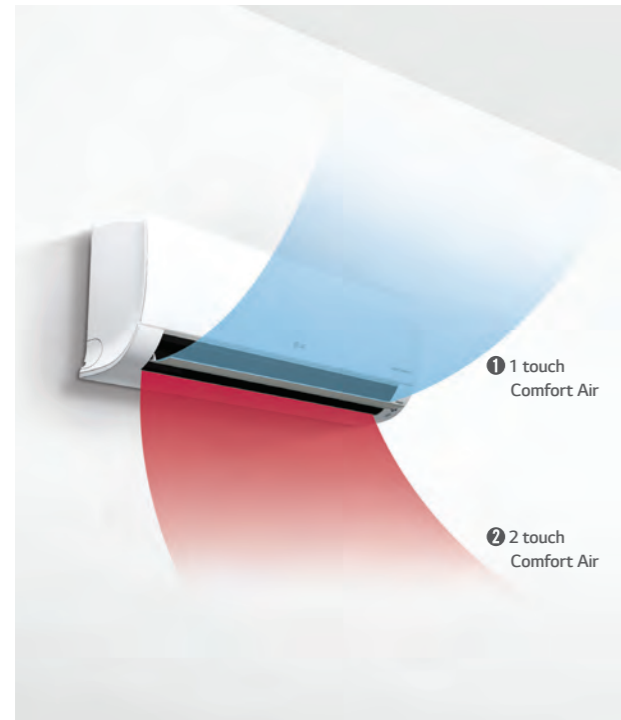
• How It Works

Control Panel



Comfort Vane

This option conveniently sets an AC's louvers to a preset position so that outflowing air is directed away from a room's occupants.



Scene 1: Inclines to a maximum 80° angle.
Sets vane angle to highest position : Optimized for gentle airflow cooling.

Indoor Unit Display



Remote Controller Display



Scene 2: Declines to a maximum 10° angle.
Sets vane angle to lowest position : Optimized for gentle airflow heating.

Indoor Unit Display



Remote Control Display



COMFORT



Low Noise


LG Air Conditioners operate at 19dB low noise level, moreover provide healthy soft air by just 1 touch.

* Specifications may vary for each model.

• How It Works

LG's Unique Skew Fan

By minimizing the surface pressure of the fan blade when in contact with the air, the noise produced by the air conditioning unit is reduced to a remarkably low level.



15% Tilted Stabilizer

BLDC Fan Motor

With strong torque and powerful ND magnetism as well as precise speed control of 13 different steps for smooth operation, the BLDC motor provides substantial air volume and high static pressure, while keeping electrical and mechanical noise lower, and making high-speed operation available.



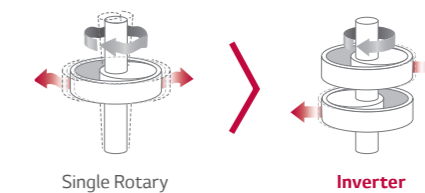
Advanced Motor

- Low Efficiency.
- Heat Problem during overhauling.
- Difficult precise speed control.

- Low Electric and mechanical noise.
- Precise speed control durable.

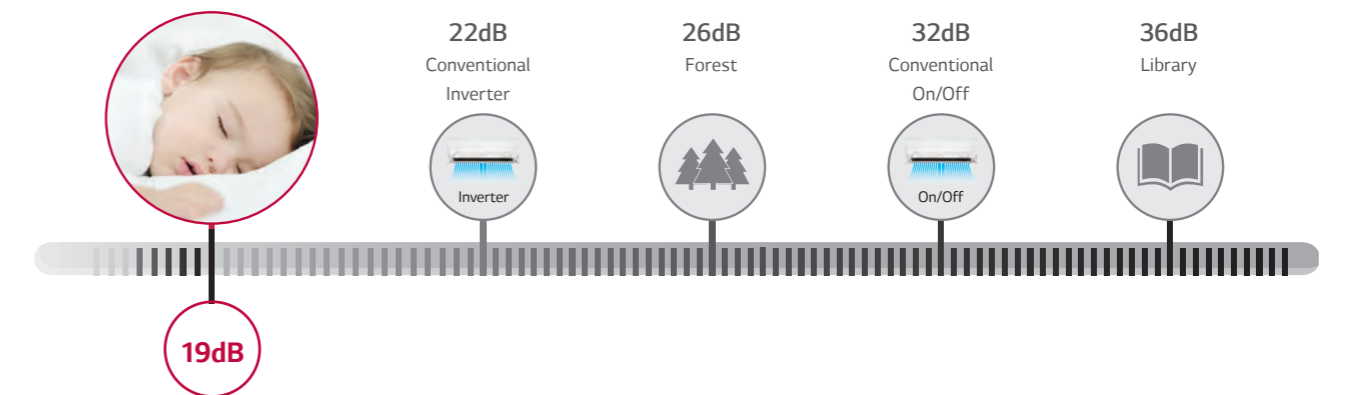
ALVC (Active Low Vibration Control)

A speed-error component estimates the load to compensate for imbalances, which are the primary causes of vibration and noise, enabling the rotation of the motor without vibration at low Hz levels.



40% Cut Torque Variation

• Benefit



COMFORT



Silent Mode

Silent mode ensures a tranquil and serene experience for the user by reducing noise disturbances while you are resting.

* Specifications may vary for each model.


* Depending on the experimental conditions.

* When connected to Multi Outdoor unit, Silent Mode is working by simply setting the dip switch on the PCB of the outdoor unit.

• How It Works

In Silent Mode, the overall sound level of the outdoor unit drops by up to 3dB and the sound level of the indoor unit also decreases.

Press the Silent Button

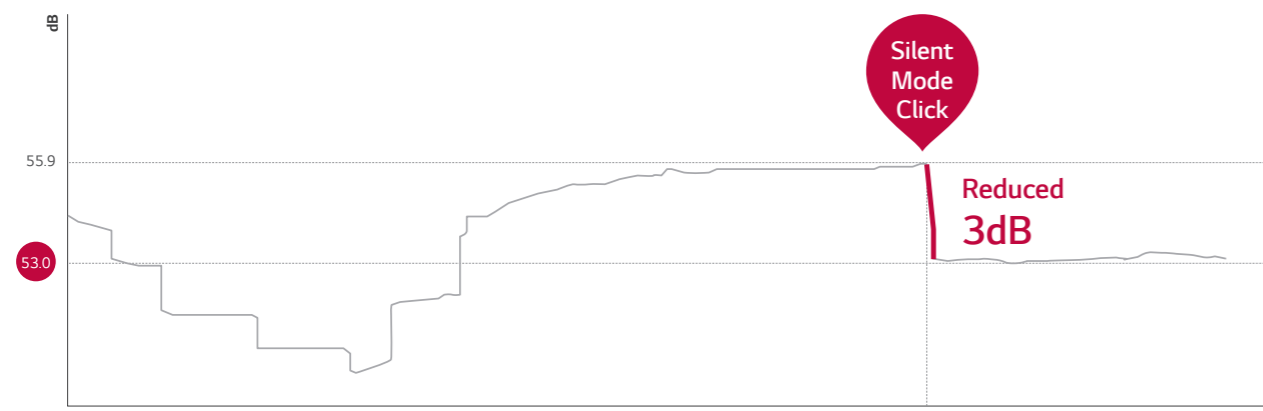


Controls the Outdoor Compressor



• Test Result

Noise Comparison Graph



* Test Conditions
 Spec : Selecting Silent Mode reduces the noise of an outdoor fan unit by 3dB
 Assessment : 36.2 dB emitted from center/side of unit at a distance of 1m.

COMFORT



Quick & Easy Installation

LG air conditioner is designed for an easy and efficient installation, making possible to install several units in a short period of time

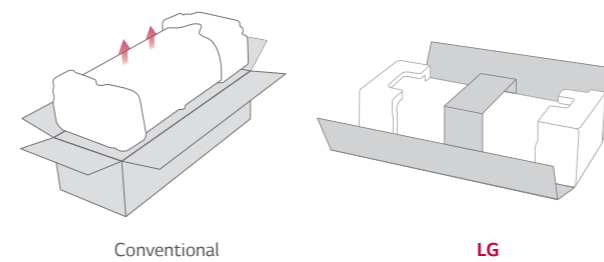
* Specifications may vary for each model.

• Concept

By reducing the manpower and time required for installation, it is now possible to install more units in less time.

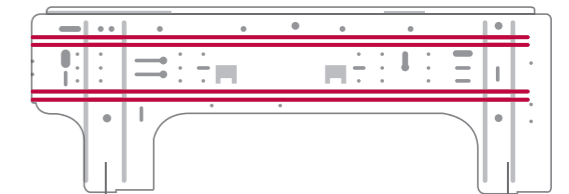
• How It Works

One Simple Packing Box



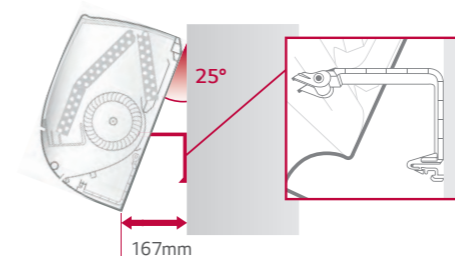
Installation Plate Improvement

LG's installation plate is larger and customized to reduce installation time.



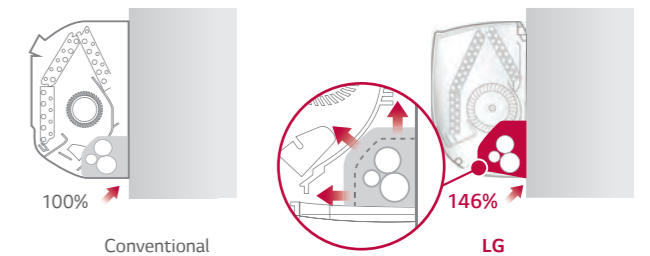
Installation Support Clip

A support clip creates adequate space between the wall and the unit for easier installation.



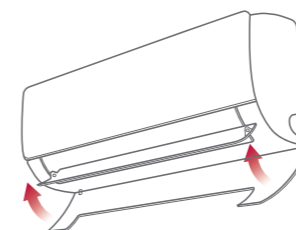
Wider Tubing Space

The space provided for tubing facilitates the whole installation process and hides the unorganized parts, making it appear clean and tidy.



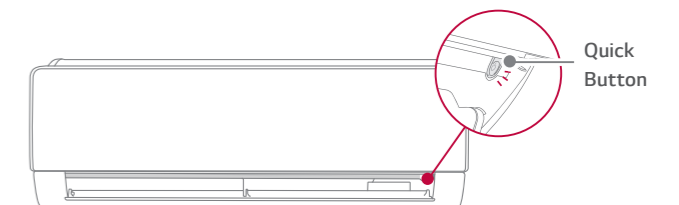
Detachable Bottom Cover

The air conditioner's bottom cover is detachable for easier installation and access.



Quick button for running test

The test button is conveniently located and easy to find.




ARTCOOL GALLERY



NEW



LG participates in the ECP programme for EUROVENT AC program. Check ongoing validity of certification: www.eurovent-certification.com



• Single Combination

| UNIT | | | | 9K | 12K |
|--------------------------------|----------------------------|-------------------|----------------------|---------------------------|---------------------------|
| INDOOR | | | | A09FT NSF | A12FT NSF |
| Capacity | Cooling | Min / Rated / Max | W | 890 / 2500 / 3700 | 890 / 3500 / 4040 |
| | Heating | Min / Rated / Max | W | 890 / 3300 / 4100 | 890 / 4000 / 5100 |
| | Heating -7°C | Rated | W | 3200 | 3500 |
| Power Input | Cooling | Rated | W | 658 | 1050 |
| | Heating | Rated | W | 831 | 1108 |
| EER | | | W / W | 3.8 | 3.33 |
| S.E.E.R. | | | | 6.8 | 6.6 |
| P design C | | | kW | 2.5 | 3.5 |
| COP | | | W / W | 3.97 | 3.61 |
| S.C.O.P. (Average / Warmer) | | | | 4.0 / 4.6 | 4.0 / 4.6 |
| P design H (Average / Warmer) | | | kW | 2.7 / 1.5 | 2.7 / 1.5 |
| Energy Label (A+++ to D Scale) | Cooling | | | A++ | A++ |
| | Heating (Average / Warmer) | | | A+ / A++ | A+ / A++ |
| Annual Energy Consumption | Cooling | | kWh | 129 | 186 |
| Sound Pressure | Cooling | S / L / M / H | dBa | 27 / 35 / 39 / 45 | 27 / 35 / 39 / 45 |
| | Heating | L / M / H | dBa | 35 / 39 / 45 | 35 / 39 / 45 |
| Sound Power | Cooling | Power | dBa | 60 | 60 |
| | Heating | S / L / M / H | m ² / min | - / 6.0 / 7.6 / 9.0 | - / 6.0 / 7.6 / 9.0 |
| Air Flow Rate | Cooling | Max (Power) | m ³ / min | 10.0 | 10.0 |
| | Heating | L / M / H | m ³ / min | 6.1 / 7.8 / 9.3 | 6.1 / 7.8 / 9.3 |
| Dehumidification Rate | Cooling | Rated | l/h | 1.1 | 1.3 |
| | Heating | Max | A | 3.2 | 4.9 |
| Running Current | Cooling | Max | A | 6.0 | 6.0 |
| | Heating | Max | A | 4.1 | 5.1 |
| Starting Current | Cooling / Heating | Rated | A | 7.0 | 7.0 |
| Power Supply | | | Ø / V / Hz | 3.2 / 4.1 | 4.9 / 5.1 |
| Circuit Breaker | | | A | 1 / 220 - 240 / 50 | 1 / 220 - 240 / 50 |
| Power Supply Cable | | | N x mm ² | 15 | 15 |
| Power & Transmission Cable | | | N x mm ² | 3 x 1.0 | 3 x 1.0 |
| Dimension | | | mm | 4 x 1.0 (Including Earth) | 4 x 1.0 (Including Earth) |
| Net Weight | | | kg | 600 x 600 x 146 | 600 x 600 x 146 |
| Fan Motor Output | | | W | 14.4 | 14.4 |
| | | | | 16.7 | 16.7 |
| OUTDOOR | | | | A09FT UL2 | A12FT UL2 |
| Operation Range | Cooling | Min/Max | °CDB | -10 / 48 | -10 / 48 |
| | Heating | Min/Max | °CDB | -10 / 24 | -10 / 24 |
| Sound Pressure | Cooling | High | dBa | 51 | 51 |
| | Heating | High | dBa | 51 | 51 |
| Sound Power | Cooling | High | dBa | 65 | 65 |
| | Heating | High | dBa | 65 | 65 |
| Air Flow Rate | Cooling | High | m ³ / min | 35 | 35 |
| | Heating | High | m ³ / min | 35 | 35 |
| Piping | Length(Odu / ldu) | Min / Max | m | 3 / 20 | 3 / 20 |
| | Elevation(Odu / ldu) | Max | m | 10 | 10 |
| Piping Connection | Liquid | OD (Outside) | mm(inch) | 6.35 (1/4) | 6.35 (1/4) |
| | Gas | OD (Outside) | mm(inch) | 9.52 (3/8) | 9.52 (3/8) |
| Drain Hose Size | | OD (Outside) | mm(inch) | 21.5 (27/32) | 21.5 (27/32) |
| Refrigerant | Type | | | R32 | R32 |
| | Charge at 7.5m | | kg | 0.800 | 0.800 |
| | t-CO ₂ eq | | | 0.540 | 0.540 |
| | Additional charge | | g/m | 20 | 20 |
| | GWP | | | 675 | 675 |
| Fan Motor Output | | | W | 43 | 43 |
| Compressor Type | | | | Twin Rotary | Twin Rotary |
| Net Weight | | | kg | 34.4 | 34.4 |
| Dimension | | | mm | 770 x 545 x 288 | 770 x 545 x 288 |

* This product contains Fluorinated greenhouse gases (R32).
 ** S : Sleep / L : Low / M : Medium / H : High
 *** GWP : Global warming potential
 **** t-CO₂ eq : F-gas(kg)*GWP/1000
 ***** Specification, design and feature are subject to change without prior notice.

ARTCOOL MIRROR



LG participates in the ECP programme for EUROVENT AC program. Check ongoing validity of certification: www.eurovent-certification.com



• Single Combination

| UNIT | | | | 9K | 12K | 18K | 24K |
|--------------------------------|----------------------------|-------------------|----------------------|------------------------|------------------------|--------------------------|--------------------------|
| INDOOR | | | | AC09BQ NSJ | AC12BQ NSJ | AC18BQ NSK | AC24BQ NSK |
| Capacity | Cooling | Min / Rated / Max | W | 890 / 2500 / 3700 | 890 / 3500 / 4040 | 900 / 5000 / 5500 | 900 / 6600 / 7420 |
| | Heating | Min / Rated / Max | W | 890 / 3300 / 4100 | 890 / 4000 / 5100 | 900 / 5800 / 6400 | 900 / 7500 / 8640 |
| | Heating -7°C | Rated | W | 2600 | 3000 | 4200 | 6000 |
| Power Input | Cooling | Rated | W | 656 | 1080 | 1562 | 2164 |
| | Heating | Rated | W | 800 | 1050 | 1611 | 2238 |
| EER | | | W / W | 3.81 | 3.24 | 3.20 | 3.05 |
| S.E.E.R. | | | | 7.0 | 6.6 | 7.0 | 6.9 |
| P design C | | | kW | 2.5 | 3.5 | 5.0 | 6.6 |
| COP | | | W / W | 4.13 | 3.81 | 3.60 | 3.35 |
| S.C.O.P. (Average / Warmer) | | | | 4.0 / 4.9 | 4.0 / 4.9 | 4.3 / 5.3 | 4.3 / 5.3 |
| P design H (Average / Warmer) | | | kW | 2.5 / 1.3 | 2.5 / 1.3 | 3.9 / 2.1 | 5.0 / 2.7 |
| Energy Label (A+++ to D Scale) | Cooling | | | A++ | A++ | A++ | A++ |
| | Heating (Average / Warmer) | | | A+ / A++ | A+ / A++ | A+ / A++ | A+ / A++ |
| Annual Energy Consumption | Cooling | | kWh | 125 | 186 | 250 | 335 |
| Sound Pressure | Cooling | S / L / M / H | dBa | 19 / 27 / 35 / 41 | 19 / 27 / 35 / 41 | 31 / 34 / 39 / 44 | 31 / 34 / 42 / 47 |
| | Heating | L / M / H | dBa | 27 / 35 / 41 | 27 / 35 / 41 | 34 / 39 / 44 | 34 / 42 / 47 |
| Sound Power | Cooling | Power | dBa | 59 | 59 | 60 | 65 |
| | Heating | S / L / M / H | m ² / min | 3.0 / 4.2 / 7.5 / 10.0 | 3.0 / 4.2 / 7.5 / 10.0 | 8.0 / 10.5 / 13.0 / 14.5 | 8.0 / 10.5 / 13.1 / 16.1 |
| Air Flow Rate | Cooling | Max (Power) | m ³ / min | 12.5 | 12.5 | 15.5 | 20.0 |
| | Heating | L / M / H | m ³ / min | 5.6 / 7.2 / 10.0 | 5.6 / 7.2 / 10.0 | 11.0 / 13.5 / 16.0 | 10.5 / 13.1 / 16.1 |
| Dehumidification Rate | Cooling | Rated | l/h | 1.1 | 1.3 | 1.8 | 2.5 |
| | Heating | Max | A | 3.3 | 4.7 | 6.9 | 9.8 |
| Running Current | Cooling | Max | A | 6.0 | 6.0 | 9.0 | 14.0 |
| | Heating | Max | A | 4.0 | 4.7 | 7.1 | 10.4 |
| Starting Current | Cooling / Heating | Rated | A | 7.0 | 7.0 | 9.5 | 14.0 |
| Power Supply | | | Ø / V / Hz | 3.3 / 4.0 | 4.7 / 4.7 | 6.9 / 7.1 | 9.8 / 10.4 |
| Circuit Breaker | | | A | 1 / 220 - 240 / 50 | 1 / 220 - 240 / 50 | 1 / 220 - 240 / 50 | 1 / 220 - 240 / 50 |
| Power Supply Cable | | | N x mm ² | 15 | 15 | 20 | 25 |
| Power & Transmission Cable | | | N x mm ² | 3 x 1.0 | 3 x 1.0 | 3 x 1.5 | 3 x 2.5 |
| Dimension | | | mm | 4 x 1.0 | 4 x 1.0 | 4 x 1.0 | 4 x 1.0 |
| Net Weight | | | kg | (Including Earth) | (Including Earth) | (Including Earth) | (Including Earth) |
| Fan Motor Output | | | W | 837 x 308 x 192 | 837 x 308 x 192 | 998 x 345 x 212 | 998 x 345 x 212 |
| | | | | 9.9 | 9.9 | 12.8 | 13.5 |
| | | | | 30 | 30 | 30 | 60 |
| OUTDOOR | | | | AC09BQ UA3 | AC12BQ UA3 | AC18BQ UL2 | AC24BQ U24 |
| Operation Range | Cooling | Min/Max | °CDB | -10 / 48 | -10 / 48 | -15 / 48 | -15 / 48 |
| | Heating | Min/Max | °CDB | -10 / 24 | -10 / 24 | -10 / 24 | -10 / 24 |
| Sound Pressure | Cooling | High | dBa | 48 | 48 | 53 | 54 |
| | Heating | High | dBa | 50 | 50 | 55 | 57 |
| Sound Power | Cooling | High | dBa | 65 | 65 | 65 | 70 |
| | Heating | High | dBa | 65 | 65 | 65 | 70 |
| Air Flow Rate | Cooling | High | m ³ / min | 27 | 27 | 35 | 50 |
| | Heating | High | m ³ / min | 27 | 27 | 35 | 50 |
| Piping | Length(Odu / ldu) | Min / Max | m | 3 / 15 | 3 / 15 | 3 / 20 | 3 / 30 |
| | Elevation(Odu / ldu) | Max | m | 7 | 7 | 10 | 15 |
| Piping Connection | Liquid | OD (Outside) | mm(inch) | 6.35 (1/4) | 6.35 (1/4) | 6.35 (1/4) | 6.35 (1/4) |
| | Gas | OD (Outside) | mm(inch) | 9.52 (3/8) | 9.52 (3/8) | 12.7 (1/2) | 15.88 (5/8) |
| Drain Hose Size | | OD (Outside) | mm(inch) | 21.5 (0.85) | 21.5 (0.85) | 21.5 (0.85) | 21.5 (0.85) |
| Refrigerant | Type | | | R32 | R32 | R32 | R32 |
| | Charge at 7.5m | | kg | 0.700 | 0.700 | 1.000 | 1.100 |
| | t-CO ₂ eq | | | 0.473 | 0.473 | 0.675 | 0.743 |
| | Additional charge | | g/m | 20 | 20 | 20 | 20 |
| | GWP | | | 675 | 675 | 675 | 675 |
| Fan Motor Output | | | W | 43 | 43 | 43 | 85 |
| Compressor Type | | | | Twin Rotary | Twin Rotary | Twin Rotary | Twin Rotary |
| Net Weight | | | kg | 26.0 | 26.0 | 35.2 | 46.4 |
| Dimension | | | mm | 717 x 495 x 230 | 717 x 495 x 230 | 770 x 545 x 288 | 870 x 650 x 330 |

* This product contains Fluorinated greenhouse gases (R32).
 ** S : Sleep / L : Low / M : Medium / H : High
 *** GWP : Global warming potential
 **** t-CO₂ eq : F-gas(kg)*GWP/1000
 ***** Specification, design and feature are subject to change without prior notice.

ARTCOOL SILVER



LG participates in the ECP programme for EUROVENT AC program. Check ongoing validity of certification: www.eurovent-certification.com

Embedded Wi-Fi

Smart Diagnosis

Active Energy Control

Energy Display

Plasmaster Ionizer^{PLUS}

Plasmaster Auto Cleaning

Jet Cool

4 Way Swing

Fast Heating

Gold Fin™

Comfort Air

Low Noise 19dB (9k, 12k)

Silence Mode

Quick & Easy Installation

• Single Combination

| UNIT | | | | 9K | 12K | 18K |
|--------------------------------|----------------------------|-------------------|----------------------|---------------------------|---------------------------|---------------------------|
| INDOOR | | | | AC09SQ NSJ | AC12SQ NSJ | AC18SQ NSK |
| Capacity | Cooling | Min / Rated / Max | W | 890 / 2500 / 3700 | 890 / 3500 / 4040 | 900 / 5000 / 5500 |
| | Heating | Min / Rated / Max | W | 890 / 3300 / 4100 | 890 / 4000 / 5100 | 900 / 5800 / 6400 |
| | Heating -7°C | Rated | W | 2600 | 3000 | 4200 |
| Power Input | Cooling | Rated | W | 656 | 1080 | 1562 |
| | Heating | Rated | W | 800 | 1050 | 1611 |
| EER | | | W / W | 3.81 | 3.24 | 3.20 |
| S.E.E.R. | | | | 7.0 | 6.6 | 7.0 |
| P design C | | | kW | 2.5 | 3.5 | 5.0 |
| COP | | | W / W | 4.13 | 3.81 | 3.60 |
| S.C.O.P. (Average / Warmer) | | | | 4.0 / 4.9 | 4.0 / 4.9 | 4.3 / 5.3 |
| P design H (Average / Warmer) | | | kW | 2.5 / 1.3 | 2.5 / 1.3 | 3.9 / 2.1 |
| Energy Label (A+++ to D Scale) | Cooling | | | A++ | A++ | A++ |
| | Heating (Average / Warmer) | | | A+ / A++ | A+ / A++ | A+ / A++ |
| Annual Energy Consumption | Cooling | | kWh | 125 | 186 | 250 |
| | Heating (Average / Warmer) | | kWh | 875 / 386 | 875 / 386 | 1270 / 555 |
| Sound Pressure | Cooling | S / L / M / H | dBA | 19 / 27 / 35 / 41 | 19 / 27 / 35 / 41 | 31 / 34 / 39 / 44 |
| | Heating | L / M / H | dBA | 27 / 35 / 41 | 27 / 35 / 41 | 34 / 39 / 44 |
| Sound Power | Cooling | Power | dBA | 59 | 59 | 60 |
| | | S / L / M / H | m ² / min | 3.0 / 4.2 / 7.5 / 10.0 | 3.0 / 4.2 / 7.5 / 10.0 | 8.0 / 10.5 / 13.0 / 14.5 |
| Air Flow Rate | Cooling | Max (Power) | m ² / min | 12.5 | 12.5 | 15.5 |
| | Heating | L / M / H | m ² / min | 5.6 / 7.2 / 10.0 | 5.6 / 7.2 / 10.0 | 11.0 / 13.5 / 16.0 |
| Dehumidification Rate | | | l/h | 1.1 | 1.3 | 1.8 |
| | Cooling | Rated | A | 3.3 | 4.7 | 6.9 |
| Running Current | | Max | A | 6.0 | 6.0 | 9.0 |
| | Heating | Rated | A | 4.0 | 4.7 | 7.1 |
| | | Max | A | 7.0 | 7.0 | 9.5 |
| Starting Current | Cooling / Heating | Rated | A | 3.3 / 4.0 | 4.7 / 4.7 | 6.9 / 7.1 |
| Power Supply | | | Ø / V / Hz | 1 / 220 - 240 / 50 | 1 / 220 - 240 / 50 | 1 / 220 - 240 / 50 |
| Circuit Breaker | | | A | 15 | 15 | 20 |
| Power Supply Cable | | | N x mm ² | 3 x 1.0 | 3 x 1.0 | 3 x 1.5 |
| Power & Transmission Cable | | | N x mm ² | 4 x 1.0 (Including Earth) | 4 x 1.0 (Including Earth) | 4 x 1.0 (Including Earth) |
| Dimension | | | mm | 837 x 308 x 192 | 837 x 308 x 192 | 998 x 345 x 212 |
| Net Weight | | | kg | 9.9 | 9.9 | 12.8 |
| Fan Motor Output | | | W | 30 | 30 | 30 |
| OUTDOOR | | | | AC09BQ UA3 | AC12BQ UA3 | AC18BQ UL2 |
| Operation Range | Cooling | Min/Max | *CDB | -10 / 48 | -10 / 48 | -15 / 48 |
| | Heating | Min/Max | *CDB | -10 / 24 | -10 / 24 | -10 / 24 |
| Sound Pressure | Cooling | High | dBA | 48 | 48 | 53 |
| | Heating | High | dBA | 50 | 50 | 55 |
| Sound Power | Cooling | High | dBA | 65 | 65 | 65 |
| | Heating | High | dBA | 65 | 65 | 65 |
| Air Flow Rate | | | m ² / min | 27 | 27 | 35 |
| | Piping | Length(Odu / ldu) | Min / Max | 3 / 15 | 3 / 15 | 3 / 20 |
| | Elevation(Odu / ldu) | Max | m | 7 | 7 | |
| Piping Connection | Liquid | OD (Outside) | mm(inch) | 6.35 (1/4) | 6.35 (1/4) | 6.35 (1/4) |
| | Gas | OD (Outside) | mm(inch) | 9.52 (3/8) | 9.52 (3/8) | 12.7 (1/2) |
| Drain Hose Size | | | mm(inch) | 21.5 (0.85) | 21.5 (0.85) | 21.5 (0.85) |
| | Refrigerant | Type | | R32 | R32 | R32 |
| Refrigerant | Charge at 7.5m | | kg | 0.700 | 0.700 | 1.000 |
| | Additional charge | | t-CO ₂ eq | 0.473 | 0.473 | 0.675 |
| | GWP | | g/m | 20 | 20 | 20 |
| Fan Motor Output | | | W | 43 | 43 | 43 |
| Compressor Type | | | | Twin Rotary | Twin Rotary | Twin Rotary |
| Net Weight | | | kg | 26.0 | 26.0 | 35.2 |
| Dimension | | | mm | 717 x 495 x 230 | 717 x 495 x 230 | 770 x 545 x 288 |

* This product contains Fluorinated greenhouse gases (R32).
 ** S : Sleep / L : Low / M : Medium / H : High
 *** GWP : Global warming potential
 **** t-CO₂eq : F-gas(kg)*GWP/1000
 ***** Specification, design and feature are subject to change without prior notice.

PRESTIGE



NEW



LG participates in the ECP programme for EUROVENT AC program. Check ongoing validity of certification: www.eurovent-certification.com

Embedded Wi-Fi

Smart Diagnosis

Active Energy Control

Energy Display

Plasmaster Ionizer^{PLUS}

Dual Protection Filter

Plasmaster Auto Cleaning

Jet Cool

4 Way Swing

Fast Heating

Gold Fin™

Low Noise 19dB

Silence Mode

Quick & Easy Installation

• Single Combination

| UNIT | | | | 9K | 12K |
|--------------------------------|----------------------------|-------------------|----------------------|---------------------------|---------------------------|
| INDOOR | | | | F09MT NSM | F12MT NSM |
| Capacity | Cooling | Min / Rated / Max | W | 300 / 2500 / 4000 | 300 / 3500 / 4250 |
| | Heating | Min / Rated / Max | W | 300 / 3200 / 6900 | 300 / 4000 / 7320 |
| | Heating -7°C | Rated | W | 4300 | 4700 |
| Power Input | Cooling | Rated | W | 490 | 833 |
| | Heating | Rated | W | 593 | 785 |
| EER | | | W / W | 5.1 | 4.2 |
| S.E.E.R. | | | | 9.4 | 9.1 |
| P design C | | | kW | 2.5 | 3.5 |
| COP | | | W / W | 5.4 | 5.1 |
| S.C.O.P. (Average / Warmer) | | | | 5.1 / - | 5.1 / - |
| P design H (Average / Warmer) | | | kW | 3.7 / - | 3.8 / - |
| Energy Label (A+++ to D Scale) | Cooling | | | A+++ | A+++ |
| | Heating (Average / Warmer) | | | A+++ / - | A+++ / - |
| Annual Energy Consumption | Cooling | | kWh | 93 | 135 |
| | Heating (Average / Warmer) | | kWh | 1016 / - | 1043 / - |
| Sound Pressure | Cooling | S / L / M / H | dBA | 19 / 27 / 35 / 40 | 19 / 27 / 35 / 40 |
| | Heating | L / M / H | dBA | 27 / 35 / 40 | 27 / 35 / 40 |
| Sound Power | Cooling | Power | dBA | 60 | 60 |
| | | S / L / M / H | m ² / min | 6.6 / 8.7 / 11.1 / 12.4 | 6.6 / 8.7 / 11.1 / 12.4 |
| Air Flow Rate | Cooling | Max (Power) | m ² / min | 15.5 | 15.5 |
| | Heating | L / M / H | m ² / min | 8.7 / 11.1 / 14.3 | 8.7 / 11.1 / 14.3 |
| Dehumidification Rate | | | l/h | 1.7 | 1.7 |
| | Cooling | Rated | A | 3.8 | 6.1 |
| Running Current | | Max | A | 8.1 | 8.1 |
| | Heating | Rated | A | 4.6 | 5.8 |
| | | Max | A | 8.8 | 8.8 |
| Starting Current | Cooling / Heating | Rated | A | 3.8 / 4.6 | 6.1 / 5.8 |
| Power Supply | | | Ø / V / Hz | 1 / 220 - 240 / 50 | 1 / 220 - 240 / 50 |
| Circuit Breaker | | | A | 15 | 15 |
| Power Supply Cable | | | N x mm ² | 3 x 1.0 | 3 x 1.0 |
| Power & Transmission Cable | | | N x mm ² | 4 x 1.0 (Including Earth) | 4 x 1.0 (Including Earth) |
| Dimension | | | mm | 875 x 295 x 235 | 875 x 295 x 235 |
| Net Weight | | | kg | 11.0 | 11.0 |
| Fan Motor Output | | | W | 30 | 30 |
| OUTDOOR | | | | F09MT U24 | F12MT U24 |
| Operation Range | Cooling | Min/Max | *CDB | -10 / 48 | -10 / 48 |
| | Heating | Min/Max | *CDB | -25 / 24 | -25 / 24 |
| Sound Pressure | Cooling | High | dBA | 48 | 48 |
| | Heating | High | dBA | 50 | 50 |
| Sound Power | Cooling | High | dBA | 65 | 65 |
| | Heating | High | dBA | 65 | 65 |
| Air Flow Rate | | | m ² / min | 49 | 49 |
| | Piping | Length(Odu / ldu) | Min / Max | 3 / 20 | 3 / 20 |
| | Elevation(Odu / ldu) | Max | m | 10 | |
| Piping Connection | Liquid | OD (Outside) | mm(inch) | 6.35 (1/4) | 6.35 (1/4) |
| | Gas | OD (Outside) | mm(inch) | 9.52 (3/8) | 9.52 (3/8) |
| Drain Hose Size | | | mm(inch) | 21.5 (27/32) | 21.5 (27/32) |
| | Refrigerant | Type | | R32 | R32 |
| Refrigerant | Charge at 7.5m | | kg | 1.000 | 1.000 |
| | Additional charge | | t-CO ₂ eq | 0.675 | 0.675 |
| | GWP | | g/m | 20 | 20 |
| Fan Motor Output | | | W | 85 | 85 |
| Compressor Type | | | | Twin Rotary | Twin Rotary |
| Net Weight | | | kg | 43 | 43 |
| Dimension | | | mm | 870 x 650 x 330 | 870 x 650 x 330 |

* This product contains Fluorinated greenhouse gases (R32).
 ** S : Sleep / L : Low / M : Medium / H : High
 *** GWP : Global warming potential
 **** t-CO₂eq : F-gas(kg)*GWP/1000
 ***** Specification, design and feature are subject to change without prior notice.

DUALCOOL WITH AIR PURIFICATION



LG participates in the ECP programme for EUROVENT AC program. Check ongoing validity of certification: www.eurovent-certification.com

Embedded Wi-Fi

Active Energy Control

Energy Display

Auto Cleaning

Ultra Dust Sensing (PM 1.0)

Silence Mode

Jet Cool

4 Way Swing

Fast Heating

Gold Fin™

Comfort Air

Quick & Easy Installation

• Single Combination

| UNIT | | | | 9K | | | | 12K | | | |
|--------------------------------|----------------------------|-------------------|---------------------|------------------------|--|--|------------------------|------------|--|--|--|
| INDOOR | | | | AP09RT NSJ | | | | AP12RT NSJ | | | |
| Capacity | Cooling | Min / Rated / Max | W | 890 / 2500 / 3700 | | | 890 / 3500 / 4000 | | | | |
| | Heating | Min / Rated / Max | W | 890 / 3300 / 4100 | | | 890 / 4000 / 4700 | | | | |
| | Heating -7°C | Rated | W | 2600 | | | 3000 | | | | |
| Power Input | Cooling | Rated | W | 710 | | | 1160 | | | | |
| | Heating | Rated | W | 850 | | | 1130 | | | | |
| EER | | | W/W | 3.52 | | | 3.02 | | | | |
| S.E.E.R. | | | | 6.6 | | | 6.2 | | | | |
| P design C | | | kW | 2.5 | | | 3.5 | | | | |
| COP | | | W/W | 3.88 | | | 3.54 | | | | |
| S.C.O.P. (Average / Warmer) | | | | 4.0 / 5.0 | | | 4.0 / 5.0 | | | | |
| P design H (Average / Warmer) | | | kW | 2.5 / 1.4 | | | 2.5 / 1.4 | | | | |
| Energy Label (A+++ to D Scale) | Cooling | | | A++ | | | A++ | | | | |
| | Heating (Average / Warmer) | | | A+ / A++ | | | A+ / A++ | | | | |
| Annual Energy Consumption | Cooling | | kWh | 133 | | | 198 | | | | |
| | Heating (Average / Warmer) | | kWh | 875 / 393 | | | 875 / 393 | | | | |
| Sound Pressure | Cooling | S / L / M / H | dB(A) | 21 / 27 / 35 / 42 | | | 21 / 27 / 35 / 42 | | | | |
| | Heating | L / M / H | dB(A) | 30 / 35 / 41 | | | 30 / 35 / 41 | | | | |
| Sound Power | Cooling | Power | dB(A) | 59 | | | 59 | | | | |
| | | S / L / M / H | m ² /min | 3.0 / 4.2 / 6.6 / 10.0 | | | 3.0 / 4.2 / 6.6 / 10.0 | | | | |
| Air Flow Rate | Cooling | Max (Power) | m ³ /min | 11.0 | | | 11.0 | | | | |
| | Heating | L / M / H | m ³ /min | 4.2 / 6.6 / 10.0 | | | 4.2 / 6.6 / 10.0 | | | | |
| Dehumidification Rate | | | l/h | 1.1 | | | 1.3 | | | | |
| | Cooling | Rated | A | 3.5 | | | 5.2 | | | | |
| Running Current | | Max | A | 6.0 | | | 6.2 | | | | |
| | Heating | Rated | A | 4.0 | | | 5.1 | | | | |
| | | Max | A | 7.0 | | | 7.0 | | | | |
| Starting Current | Cooling / Heating | Rated | A | 3.5 / 4.0 | | | 5.2 / 5.1 | | | | |
| Power Supply | | | Ø/V/Hz | 1 / 220-240 / 50 | | | 1 / 220-240 / 50 | | | | |
| Circuit Breaker | | | A | 15 | | | 15 | | | | |
| Power Supply Cable | | | N x mm ² | 3 x 1.0 | | | 3 x 1.0 | | | | |
| Power & Transmission Cable | | | N x mm ² | 4 x 1.0 | | | 4 x 1.0 | | | | |
| Dimension | | | mm | 857 x 348 x 189 | | | 857 x 348 x 189 | | | | |
| Net Weight | | | kg | 9.5 | | | 9.5 | | | | |
| Fan Motor Output | | | W | 30 | | | 30 | | | | |
| OUTDOOR | | | | AP09RT UA3 | | | | AP12RT UA3 | | | |
| Operation Range | Cooling | Min/Max | °CDB | -10 / 48 | | | -10 / 48 | | | | |
| | Heating | Min/Max | °CDB | -10 / 24 | | | -10 / 24 | | | | |
| Sound Pressure | Cooling | High | dB(A) | 48 | | | 48 | | | | |
| | Heating | High | dB(A) | 50 | | | 50 | | | | |
| Sound Power | Cooling | High | dB(A) | 65 | | | 65 | | | | |
| | | High | m ² /min | 27 | | | 27 | | | | |
| Piping | Length(Odu/Idu) | Min/Max | m | 3 / 15 | | | 3 / 15 | | | | |
| | Elevation(Odu/Idu) | Max | m | 7 | | | 7 | | | | |
| Piping Connection | Liquid | OD (Outside) | mm (inch) | 6.35 (1/4) | | | 6.35 (1/4) | | | | |
| | Gas | OD (Outside) | mm (inch) | 9.52 (3/8) | | | 9.52 (3/8) | | | | |
| Drain Hose Size | | OD (Outside) | mm (inch) | 21.5 (0.85) | | | 21.5 (0.85) | | | | |
| Refrigerant | Type | | | R32 | | | R32 | | | | |
| | Charge at 7.5m | | kg | 0.700 | | | 0.700 | | | | |
| | t-CO ₂ eq | | | 0.473 | | | 0.473 | | | | |
| | Additional charge | | g/m | 20 | | | 20 | | | | |
| | GWP | | | 675 | | | 675 | | | | |
| Fan Motor Output | | | W | 43 | | | 43 | | | | |
| Compressor Type | | | | Twin Rotary | | | Twin Rotary | | | | |
| Net Weight | | | kg | 26 | | | 26 | | | | |
| Dimension | | | mm | 717 x 495 x 230 | | | 717 x 495 x 230 | | | | |

* This product contains Fluorinated greenhouse gases (R32).
 ** S : Sleep / L : Low / M : Medium / H : High
 *** GWP : Global warming potential
 **** t-CO₂ eq : F-gas(kg)*GWP/1000
 ***** Specification, design and feature are subject to change without prior notice.

DELUXE



LG participates in the ECP programme for EUROVENT AC program. Check ongoing validity of certification: www.eurovent-certification.com

Embedded Wi-Fi

Smart Diagnosis

Active Energy Control

Energy Display

Plasmaster Ionizer™

Plasmaster Auto Cleaning

Jet Cool

4 Way Swing

Fast Heating

Gold Fin™

Comfort Air

Low Noise 19dB (9k, 12k)

Silence Mode

Quick & Easy Installation

• Single Combination

| UNIT | | | | 9K | | | | 12K | | | | 18K | | | | 24K | | | |
|--------------------------------|----------------------------|-------------------|---------------------|------------------------|--|--|------------------------|------------|--|--------------------------|--|------------|--------------------------|--|--|------------|--|--|--|
| INDOOR | | | | DC09RQ NSJ | | | | DC12RQ NSJ | | | | DC18RQ NSK | | | | DC24RQ NSK | | | |
| Capacity | Cooling | Min / Rated / Max | W | 890 / 2500 / 3700 | | | 890 / 3500 / 4040 | | | 900 / 5000 / 5500 | | | 900 / 6600 / 7420 | | | | | | |
| | Heating | Min / Rated / Max | W | 890 / 3200 / 5000 | | | 890 / 4000 / 6000 | | | 900 / 5800 / 6400 | | | 900 / 7500 / 8640 | | | | | | |
| | Heating -7°C | Rated | W | 3200 | | | 3500 | | | 4200 | | | 6000 | | | | | | |
| Power Input | Cooling | Rated | W | 572 | | | 933 | | | 1562 | | | 2164 | | | | | | |
| | Heating | Rated | W | 711 | | | 976 | | | 1611 | | | 2238 | | | | | | |
| EER | | | W/W | 4.37 | | | 3.75 | | | 3.20 | | | 3.05 | | | | | | |
| S.E.E.R. | | | | 7.9 | | | 7.6 | | | 7.0 | | | 6.9 | | | | | | |
| P design C | | | kW | 2.5 | | | 3.5 | | | 5.0 | | | 6.6 | | | | | | |
| COP | | | W/W | 4.5 | | | 4.1 | | | 3.60 | | | 3.35 | | | | | | |
| S.C.O.P. (Average / Warmer) | | | | 4.6 / 5.4 | | | 4.6 / 5.4 | | | 4.3 / 5.3 | | | 4.3 / 5.3 | | | | | | |
| P design H (Average / Warmer) | | | kW | 2.8 / 1.5 | | | 2.9 / 1.5 | | | 3.9 / 2.1 | | | 5.0 / 2.7 | | | | | | |
| Energy Label (A+++ to D Scale) | Cooling | | | A++ | | | A++ | | | A++ | | | A++ | | | | | | |
| | Heating (Average / Warmer) | | | A++ / A+++ | | | A++ / A+++ | | | A+ / A+++ | | | A+ / A+++ | | | | | | |
| Annual Energy Consumption | Cooling | | kWh | 111 | | | 161 | | | 250 | | | 335 | | | | | | |
| | Heating (Average / Warmer) | | kWh | 852 / 389 | | | 883 / 389 | | | 1270 / 555 | | | 1628 / 713 | | | | | | |
| Sound Pressure | Cooling | S / L / M / H | dB(A) | 19 / 27 / 37 / 42 | | | 19 / 27 / 37 / 42 | | | 31 / 34 / 39 / 44 | | | 31 / 34 / 42 / 47 | | | | | | |
| | Heating | L / M / H | dB(A) | 27 / 37 / 42 | | | 27 / 37 / 42 | | | 34 / 39 / 44 | | | 34 / 42 / 47 | | | | | | |
| Sound Power | Cooling | Power | dB(A) | 60 | | | 60 | | | 60 | | | 65 | | | | | | |
| | | S / L / M / H | m ² /min | 3.5 / 5.5 / 9.0 / 11.0 | | | 3.5 / 5.5 / 9.0 / 11.0 | | | 8.0 / 10.5 / 13.0 / 14.5 | | | 8.0 / 10.5 / 13.1 / 16.1 | | | | | | |
| Air Flow Rate | Cooling | Max (Power) | m ³ /min | 130 | | | 130 | | | 155 | | | 200 | | | | | | |
| | Heating | L / M / H | m ³ /min | 6.5 / 9.0 / 11.0 | | | 6.5 / 9.0 / 11.0 | | | 11.0 / 13.5 / 16.0 | | | 10.5 / 13.1 / 16.1 | | | | | | |
| Dehumidification Rate | | | l/h | 1.1 | | | 1.3 | | | 1.8 | | | 2.5 | | | | | | |
| | Cooling | Rated | A | 2.5 | | | 4.0 | | | 6.9 | | | 9.8 | | | | | | |
| Running Current | | Max | A | 6.0 | | | 6.0 | | | 9.0 | | | 14.0 | | | | | | |
| | Heating | Rated | A | 3.2 | | | 4.3 | | | 7.1 | | | 10.4 | | | | | | |
| | | Max | A | 7.0 | | | 7.0 | | | 9.5 | | | 14.0 | | | | | | |
| Starting Current | Cooling / Heating | Rated | A | 2.5 / 3.2 | | | 4.0 / 4.3 | | | 6.9 / 7.1 | | | 9.8 / 10.4 | | | | | | |
| Power Supply | | | Ø/V/Hz | 1 / 220 - 240 / 50 | | | 1 / 220 - 240 / 50 | | | 1 / 220 - 240 / 50 | | | 1 / 220 - 240 / 50 | | | | | | |
| Circuit Breaker | | | A | 15 | | | 15 | | | 20 | | | 25 | | | | | | |
| Power Supply Cable | | | N x mm ² | 3 x 1.0 | | | 3 x 1.0 | | | 3 x 1.5 | | | 3 x 2.5 | | | | | | |
| Power & Transmission Cable | | | N x mm ² | 4 x 1.0 | | | 4 x 1.0 | | | 4 x 1.0 | | | 4 x 1.0 | | | | | | |
| | | | | (Including Earth) | | | (Including Earth) | | | (Including Earth) | | | (Including Earth) | | | | | | |
| Dimension | | | mm | 837 x 308 x 189 | | | 837 x 308 x 189 | | | 998 x 345 x 210 | | | 998 x 345 x 210 | | | | | | |
| Net Weight | | | kg | 9.1 | | | 9.1 | | | 11.9 | | | 12.7 | | | | | | |
| Fan Motor Output | | | W | 30 | | | 30 | | | 30 | | | 60 | | | | | | |
| OUTDOOR | | | | DC09RQ UL2 | | | | DC12RQ UL2 | | | | DC18RQ UL2 | | | | DC24RQ U24 | | | |
| Operation Range | Cooling | Min/Max | °CDB | -15 / 48 | | | -15 / 48 | | | -15 / 48 | | | -15 / 48 | | | | | | |
| | Heating | Min/Max | °CDB | -15 / 24 | | | -15 / 24 | | | -10 / 24 | | | -10 / 24 | | | | | | |
| Sound Pressure | Cooling | High | dB(A) | 49 | | | 49 | | | 53 | | | 54 | | | | | | |
| | Heating | High | dB(A) | 51 | | | 51 | | | 55 | | | 57 | | | | | | |
| Sound Power | Cooling | High | dB(A) | 65 | | | 65 | | | 65 | | | 70 | | | | | | |
| | | High | m ² /min | 35 | | | 35 | | | 35 | | | 50 | | | | | | |
| Piping | Length(Odu/Idu) | Min/Max | m | 3 / 20 | | | 3 / 20 | | | 3 / 20 | | | 3 / 30 | | | | | | |
| | Elevation(Odu/Idu) | Max | m | 10 | | | 10 | | | 10 | | | 15 | | | | | | |
| Piping Connection | Liquid | OD (Outside) | mm (inch) | 6.35 (1/4) | | | 6.35 (1/4) | | | 6.35 (1/4) | | | 6.35 (1/4) | | | | | | |
| | Gas | OD (Outside) | mm (inch) | 9.52 (3/8) | | | 9.52 (3/8) | | | 12.7 (1/2) | | | 15.88 (5/8) | | | | | | |
| Drain Hose Size | | OD (Outside) | mm (inch) | 21.5 (0.85) | | | 21.5 (0.85) | | | 21.5 (0.85) | | | 21.5 (0.85) | | | | | | |
| Refrigerant | Type | | | R32 | | | R32 | | | R32 | | | R32 | | | | | | |
| | Charge at 7.5m | | kg | 0.800 | | | 0.800 | | | 1.000 | | | 1.100 | | | | | | |
| | t-CO ₂ eq | | | 0.540 | | | 0.540 | | | 0.675 | | | 0.743 | | | | | | |
| | Additional charge | | g/m | 20 | | | 20 | | | 20 | | | 20 | | | | | | |
| | GWP | | | 675 | | | 675 | | | 675 | | | 675 | | | | | | |
| Fan Motor Output | | | W | 43 | | | 43 | | | 43 | | | 85 | | | | | | |
| Compressor Type | | | | Twin Rotary | | | Twin Rotary | | | Twin Rotary | | | Twin Rotary | | | | | | |
| Net Weight | | | kg | 34.1 | | | 34.1 | | | 34.4 | | | 46.0 | | | | | | |
| Dimension | | | mm | 770 x 545 x 288 | | | 770 x 545 x 288 | | | 770 x 545 x 288 | | | 870 x 650 x 330 | | | | | | |

* This product contains Fluorinated greenhouse gases (R32).
 ** S : Sleep / L : Low / M : Medium / H : High
 *** GWP : Global warming potential
 **** t-CO₂ eq : F-gas(kg)*GWP/1000
 ***** Specification, design and feature are subject to change without prior notice.

DELUXE 2



NEW



LG participates in the ECP programme for EUROVENT AC program. Check ongoing validity of certification: www.eurovent-certification.com

Embedded Wi-Fi

Smart Diagnosis

Active Energy Control

Energy Display

Plasmaster Ionizer^{PLUS}

Plasmaster Auto Cleaning

Jet Cool

4 Way Swing

Fast Heating

Gold Fin™

Comfort Air

Low Noise 19dB (9k, 12k)

Silence Mode

Quick & Easy Installation

• Single Combination

| UNIT | | | | 9K | | | | 12K | | | |
|--------------------------------|----------------------------|-------------------|----------------------|------------------------|--|--|------------------------|------------|--|--|--|
| INDOOR | | | | DC09RT NSJ | | | | DC12RT NSJ | | | |
| Capacity | Cooling | Min / Rated / Max | W | 890 / 2500 / 3700 | | | 890 / 3500 / 4040 | | | | |
| | Heating | Min / Rated / Max | W | 890 / 3300 / 4100 | | | 890 / 4000 / 5100 | | | | |
| Power Input | Cooling | Rated | W | 2600 | | | 3000 | | | | |
| | Heating | Rated | W | 656 | | | 1080 | | | | |
| EER | | | W / W | 3.81 | | | 3.24 | | | | |
| S.E.E.R. | | | | 7.0 | | | 6.6 | | | | |
| P design C | | | kW | 2.5 | | | 3.5 | | | | |
| COP | | | W / W | 4.13 | | | 3.81 | | | | |
| S.C.O.P. (Average / Warmer) | | | | 4.0 / 4.9 | | | 4.0 / 4.9 | | | | |
| P design H (Average / Warmer) | | | kW | 2.5 / 1.3 | | | 2.5 / 1.3 | | | | |
| Energy Label (A+++ to D Scale) | Cooling | | | A++ | | | A++ | | | | |
| | Heating (Average / Warmer) | | | A+ / A++ | | | A+ / A++ | | | | |
| Annual Energy Consumption | Cooling | | kWh | 125 | | | 186 | | | | |
| | Heating (Average / Warmer) | | kWh | 875 / 371 | | | 875 / 371 | | | | |
| Sound Pressure | Cooling | S / L / M / H | dB(A) | 19 / 27 / 35 / 41 | | | 19 / 27 / 35 / 41 | | | | |
| | Heating | L / M / H | dB(A) | 27 / 35 / 41 | | | 27 / 35 / 41 | | | | |
| Sound Power | Cooling | Power | dB(A) | 59 | | | 59 | | | | |
| | | S / L / M / H | m ² / min | 3.0 / 4.2 / 7.5 / 10.0 | | | 3.0 / 4.2 / 7.5 / 10.0 | | | | |
| Air Flow Rate | Cooling | Max (Power) | m ³ / min | 12.5 | | | 12.5 | | | | |
| | Heating | L / M / H | m ³ / min | 5.6 / 7.2 / 10.0 | | | 5.6 / 7.2 / 10.0 | | | | |
| Dehumidification Rate | | | l/h | 1.1 | | | 1.3 | | | | |
| | Cooling | Rated | A | 3.3 | | | 4.7 | | | | |
| Running Current | | Max | A | 6.0 | | | 6.0 | | | | |
| | Heating | Rated | A | 4.0 | | | 4.7 | | | | |
| Starting Current | | Max | A | 7.0 | | | 7.0 | | | | |
| | Cooling / Heating | Rated | A | 3.3 / 4.0 | | | 4.7 / 4.7 | | | | |
| Power Supply | | | Ø / V / Hz | 1 / 220 - 240 / 50 | | | 1 / 220 - 240 / 50 | | | | |
| Circuit Breaker | | | A | 15 | | | 15 | | | | |
| Power Supply Cable | | | N x mm ² | 3 x 1.0 | | | 3 x 1.0 | | | | |
| Power & Transmission Cable | | | N x mm ² | 4 x 1.0 | | | 4 x 1.0 | | | | |
| Dimension | | | mm | 837 x 308 x 189 | | | 837 x 308 x 189 | | | | |
| Net Weight | | | kg | 9.1 | | | 9.1 | | | | |
| Fan Motor Output | | | W | 30 | | | 30 | | | | |
| OUTDOOR | | | | DC09RT UA3 | | | | DC12RT UA3 | | | |
| Operation Range | Cooling | Min/Max | °CDB | -10 / 48 | | | -10 / 48 | | | | |
| | Heating | Min/Max | °CDB | -10 / 24 | | | -10 / 24 | | | | |
| Sound Pressure | Cooling | High | dB(A) | 48 | | | 48 | | | | |
| | Heating | High | dB(A) | 50 | | | 50 | | | | |
| Sound Power | Cooling | High | dB(A) | 65 | | | 65 | | | | |
| | | High | m ³ / min | 27 | | | 27 | | | | |
| Air Flow Rate | Length(Odu / ldu) | Min / Max | m | 3 / 15 | | | 3 / 15 | | | | |
| | Elevation(Odu / ldu) | Max | m | 7 | | | 7 | | | | |
| Piping Connection | Liquid | OD (Outside) | mm(inch) | 6.35 (1/4) | | | 6.35 (1/4) | | | | |
| | Gas | OD (Outside) | mm(inch) | 9.52 (3/8) | | | 9.52 (3/8) | | | | |
| Drain Hose Size | | | mm(inch) | 27 / 32 | | | 27 / 32 | | | | |
| Refrigerant | Type | | | R32 | | | R32 | | | | |
| | Charge at 7.5m | | kg | 0.700 | | | 0.700 | | | | |
| | t-CO ₂ eq | | | 0.473 | | | 0.473 | | | | |
| | Additional charge | | g/m | 20 | | | 20 | | | | |
| Fan Motor Output | | | W | 43 | | | 43 | | | | |
| | Compressor Type | | | Twin Rotary | | | Twin Rotary | | | | |
| Net Weight | | | kg | 25.1 | | | 25.1 | | | | |
| Dimension | | | mm | 717 x 495 x 230 | | | 717 x 495 x 230 | | | | |

* This product contains Fluorinated greenhouse gases (R32).
 ** S : Sleep / L : Low / M : Medium / H : High
 *** GWP : Global warming potential
 **** t-CO₂ eq : F-gas(kg)*GWP/1000
 ***** Specification, design and feature are subject to change without prior notice.

STANDARD PLUS



LG participates in the ECP programme for EUROVENT AC program. Check ongoing validity of certification: www.eurovent-certification.com

Embedded Wi-Fi

Smart Diagnosis

Active Energy Control

Energy Display

Auto Cleaning

Jet Cool

4 Way Swing

Fast Heating

Gold Fin™

Comfort Air

Low Noise 19dB (9k, 12k)

Silence Mode

Quick & Easy Installation

• Single Combination

| UNIT | | | | 9K | | | | 12K | | | | 18K | | | | 24K | | | |
|--------------------------------|----------------------------|-------------------|----------------------|---------------------------|--|--|---------------------------|------------|--|---------------------------|--|------------|---------------------------|--|--|------------|--|--|--|
| INDOOR | | | | PC09SQ NSJ | | | | PC12SQ NSJ | | | | PC18SQ NSK | | | | PC24SQ NSK | | | |
| Capacity | Cooling | Min / Rated / Max | W | 890 / 2500 / 3700 | | | 890 / 3500 / 4040 | | | 900 / 5000 / 5500 | | | 900 / 6600 / 7420 | | | | | | |
| | Heating | Min / Rated / Max | W | 890 / 3300 / 4100 | | | 890 / 4000 / 5100 | | | 900 / 5800 / 6400 | | | 900 / 7500 / 8640 | | | | | | |
| Power Input | Cooling | Rated | W | 2600 | | | 3000 | | | 4200 | | | 6000 | | | | | | |
| | Heating | Rated | W | 656 | | | 1080 | | | 1562 | | | 2164 | | | | | | |
| EER | | | W / W | 3.81 | | | 3.24 | | | 3.20 | | | 3.05 | | | | | | |
| S.E.E.R. | | | | 7.0 | | | 6.6 | | | 7.0 | | | 6.9 | | | | | | |
| P design C | | | kW | 2.5 | | | 3.5 | | | 5.0 | | | 6.6 | | | | | | |
| COP | | | W / W | 4.13 | | | 3.81 | | | 3.60 | | | 3.35 | | | | | | |
| S.C.O.P. (Average / Warmer) | | | | 4.0 / 4.9 | | | 4.0 / 4.9 | | | 4.3 / 5.3 | | | 4.3 / 5.3 | | | | | | |
| P design H (Average / Warmer) | | | kW | 2.5 / 1.3 | | | 2.5 / 1.3 | | | 3.9 / 2.1 | | | 5.0 / 2.7 | | | | | | |
| Energy Label (A+++ to D Scale) | Cooling | | | A++ | | | A++ | | | A++ | | | A++ | | | | | | |
| | Heating (Average / Warmer) | | | A+ / A++ | | | A+ / A++ | | | A+ / A++ | | | A+ / A++ | | | | | | |
| Annual Energy Consumption | Cooling | | kWh | 125 | | | 186 | | | 250 | | | 335 | | | | | | |
| | Heating (Average / Warmer) | | kWh | 875 / 371 | | | 875 / 371 | | | 1270 / 555 | | | 1628 / 713 | | | | | | |
| Sound Pressure | Cooling | S / L / M / H | dB(A) | 19 / 27 / 35 / 41 | | | 19 / 27 / 35 / 41 | | | 31 / 34 / 39 / 44 | | | 31 / 34 / 42 / 47 | | | | | | |
| | Heating | L / M / H | dB(A) | 27 / 35 / 41 | | | 27 / 35 / 41 | | | 34 / 39 / 44 | | | 34 / 42 / 47 | | | | | | |
| Sound Power | Cooling | Power | dB(A) | 59 | | | 59 | | | 60 | | | 65 | | | | | | |
| | | S / L / M / H | m ² / min | 3.0 / 4.2 / 7.5 / 10.0 | | | 3.0 / 4.2 / 7.5 / 10.0 | | | 80 / 105 / 130 / 145 | | | 80 / 105 / 131 / 161 | | | | | | |
| Air Flow Rate | Cooling | Max (Power) | m ³ / min | 12.5 | | | 12.5 | | | 15.5 | | | 20.0 | | | | | | |
| | Heating | L / M / H | m ³ / min | 5.6 / 7.2 / 10.0 | | | 5.6 / 7.2 / 10.0 | | | 11.0 / 13.5 / 16.0 | | | 10.5 / 13.1 / 16.1 | | | | | | |
| Dehumidification Rate | | | l/h | 1.1 | | | 1.3 | | | 1.8 | | | 2.5 | | | | | | |
| | Cooling | Rated | A | 3.3 | | | 4.7 | | | 6.9 | | | 9.8 | | | | | | |
| Running Current | | Max | A | 6.0 | | | 6.0 | | | 9.0 | | | 14.0 | | | | | | |
| | Heating | Rated | A | 4.0 | | | 4.7 | | | 7.1 | | | 10.4 | | | | | | |
| Starting Current | | Max | A | 7.0 | | | 7.0 | | | 9.5 | | | 14.0 | | | | | | |
| | Cooling / Heating | Rated | A | 3.3 / 4.0 | | | 4.7 / 4.7 | | | 6.9 / 7.1 | | | 9.8 / 10.4 | | | | | | |
| Power Supply | | | Ø / V / Hz | 1 / 220 - 240 / 50 | | | 1 / 220 - 240 / 50 | | | 1 / 220 - 240 / 50 | | | 1 / 220 - 240 / 50 | | | | | | |
| Circuit Breaker | | | A | 15 | | | 15 | | | 20 | | | 25 | | | | | | |
| Power Supply Cable | | | N x mm ² | 3 x 1.0 | | | 3 x 1.0 | | | 3 x 1.5 | | | 3 x 2.5 | | | | | | |
| Power & Transmission Cable | | | N x mm ² | 4 x 1.0 (Including Earth) | | | 4 x 1.0 (Including Earth) | | | 4 x 1.0 (Including Earth) | | | 4 x 1.0 (Including Earth) | | | | | | |
| Dimension | | | mm | 837 x 308 x 189 | | | 837 x 308 x 189 | | | 998 x 345 x 210 | | | 998 x 345 x 210 | | | | | | |
| Net Weight | | | kg | 8.7 | | | 8.7 | | | 11.9 | | | 12.7 | | | | | | |
| Fan Motor Output | | | W | 30 | | | 30 | | | 30 | | | 60 | | | | | | |
| OUTDOOR | | | | PC09SQ UA3 | | | | PC12SQ UA3 | | | | PC18SQ UL2 | | | | PC24SQ U24 | | | |
| Operation Range | Cooling | Min/Max | °CDB | -10 / 48 | | | -10 / 48 | | | -15 / 48 | | | -15 / 48 | | | | | | |
| | Heating | Min/Max | °CDB | -10 / 24 | | | -10 / 24 | | | -10 / 24 | | | -10 / 24 | | | | | | |
| Sound Pressure | Cooling | High | dB(A) | 48 | | | 48 | | | 53 | | | 54 | | | | | | |
| | Heating | High | dB(A) | 50 | | | 50 | | | 55 | | | 57 | | | | | | |
| Sound Power | Cooling | High | dB(A) | 65 | | | 65 | | | 70 | | | 70 | | | | | | |
| | | High | m ³ / min | 27 | | | 27 | | | 35 | | | 50 | | | | | | |
| Air Flow Rate | Length(Odu / ldu) | Min / Max | m | 3 / 15 | | | 3 / 15 | | | 3 / 20 | | | 3 / 30 | | | | | | |
| | Elevation(Odu / ldu) | Max | m | 7 | | | 7 | | | 10 | | | 15 | | | | | | |
| Piping Connection | Liquid | OD (Outside) | mm(inch) | 6.35 (1/4) | | | 6.35 (1/4) | | | 6.35 (1/4) | | | 6.35 (1/4) | | | | | | |
| | Gas | OD (Outside) | mm(inch) | 9.52 (3/8) | | | 9.52 (3/8) | | | 12.7 (1/2) | | | 15.88 (5/8) | | | | | | |
| Drain Hose Size | | | mm(inch) | 21.5 (0.85) | | | 21.5 (0.85) | | | 21.5 (0.85) | | | 21.5 (0.85) | | | | | | |
| Refrigerant | Type | | | R32 | | | R32 | | | R32 | | | R32 | | | | | | |
| | Charge at 7.5m | | kg | 0.700 | | | 0.700 | | | 1.000 | | | 1.100 | | | | | | |
| | t-CO ₂ eq | | | 0.473 | | | 0.473 | | | 0.675 | | | 0.743 | | | | | | |
| | Additional charge | | g/m | 20 | | | 20 | | | 20 | | | 20 | | | | | | |
| Fan Motor Output | | | W | 43 | | | 43 | | | 43 | | | 85 | | | | | | |
| | Compressor Type | | | Twin Rotary | | | Twin Rotary | | | Twin Rotary | | | Twin Rotary | | | | | | |
| Net Weight | | | kg | 25.1 | | | 25.1 | | | 34.4 | | | 46.0 | | | | | | |
| Dimension | | | mm | 717 x 495 x 230 | | | 717 x 495 x 230 | | | 770 x 545 x 288 | | | 870 x 650 x 330 | | | | | | |

* This product contains Fluorinated greenhouse gases (R32).
 ** S : Sleep / L : Low / M : Medium / H : High
 *** GWP : Global warming potential
 **** t-CO₂ eq : F-gas(kg)*GWP/1000
 ***** Specification, design and feature are subject to change without prior notice.

STANDARD 2



NEW



Dual Inverter COMPRESSOR
 EUROVENT CERTIFIED PERFORMANCE
 LG participates in the ECP programme for EUROVENT AC program. Check ongoing validity of certification: www.eurovent-certification.com

- Embedded Wi-Fi
- Smart Diagnosis
- Active Energy Control
- Energy Display
- Auto Cleaning Jet Cool
- 4 Way Swing
- Fast Heating
- Gold Fin™
- Comfort Air
- Low Noise 19dB (9k, 12k)
- Silence Mode
- Quick & Easy Installation

• Single Combination

| UNIT | | | | 9K | 12K | 18K | 24K |
|--------------------------------|----------------------------|---------------------|----------------------|--------------------|--------------------|--------------------|--------------------|
| INDOOR | | | | S09ET NSJ | S12ET NSJ | S18ET NSK | S24ET NSK |
| Capacity | Cooling | Min / Rated / Max | W | 890 / 2500 / 3700 | 890 / 3500 / 4040 | 900 / 5000 / 5500 | 900 / 6600 / 7420 |
| | Heating | Min / Rated / Max | W | 890 / 3300 / 4100 | 890 / 4000 / 5100 | 900 / 5800 / 6400 | 900 / 7500 / 8640 |
| | Heating -7°C | Rated | W | 2600 | 3000 | 4200 | 6000 |
| Power Input | Cooling | Rated | W | 656 | 1080 | 1562 | 2164 |
| | Heating | Rated | W | 800 | 1050 | 1611 | 2238 |
| EER | | W / W | | 3.81 | 3.24 | 3.20 | 3.05 |
| S.E.E.R. | | | | 7.0 | 6.6 | 7.0 | 6.9 |
| P design C | | kW | | 2.5 | 3.5 | 5.0 | 6.6 |
| COP | | W / W | | 4.13 | 3.81 | 3.60 | 3.35 |
| S.C.O.P. (Average / Warmer) | | | | 4.0 / 4.9 | 4.0 / 4.9 | 4.3 / 5.3 | 4.3 / 5.3 |
| P design H (Average / Warmer) | | kW | | 2.5 / 1.3 | 2.5 / 1.3 | 3.9 / 2.1 | 5.0 / 2.7 |
| Energy Label (A+++ to D Scale) | Cooling | | | A++ | A++ | A++ | A++ |
| | Heating (Average / Warmer) | | | A+ / A++ | A+ / A++ | A+ / A+++ | A+ / A+++ |
| Annual Energy Consumption | Cooling | kWh | | 125 | 186 | 250 | 335 |
| Sound Pressure | Cooling | S / L / M / H | dBA | 19 / 27 / 35 / 41 | 19 / 27 / 35 / 41 | 31 / 34 / 39 / 44 | 31 / 34 / 42 / 47 |
| | Heating | L / M / H | dBA | 27 / 35 / 41 | 27 / 35 / 41 | 34 / 39 / 44 | 34 / 42 / 47 |
| Sound Power | Cooling | Power | dBA | 59 | 59 | 60 | 65 |
| | Heating | S / L / M / H | m ³ / min | 3.0 | 3.0 | 8.0 | 8.0 |
| Air Flow Rate | Cooling | Max (Power) | m ³ / min | 12.5 | 12.5 | 15.5 | 18.3 |
| | Heating | L / M / H | m ³ / min | 5.6 / 7.2 / 10.0 | 5.6 / 7.2 / 10.0 | 11.0 / 13.5 / 16.0 | 11.0 / 14.3 / 17.6 |
| Dehumidification Rate | Cooling | Rated | l/h | 1.1 | 1.3 | 1.8 | 2.5 |
| | Heating | Max | A | 3.3 | 4.7 | 6.9 | 9.8 |
| Running Current | Cooling | Rated | A | 6.0 | 6.0 | 9.0 | 14.0 |
| | Heating | Max | A | 4.0 | 4.7 | 7.1 | 10.0 |
| Starting Current | Cooling / Heating | Rated | A | 7.0 | 7.0 | 9.5 | 14.0 |
| Power Supply | | Ø / V / Hz | | 1 / 220 - 240 / 50 | 1 / 220 - 240 / 50 | 1 / 220 - 240 / 50 | 1 / 220 - 240 / 50 |
| Circuit Breaker | | A | | 15 | 15 | 20 | 25 |
| Power Supply Cable | | N x mm ² | | 3 x 1.0 | 3 x 1.0 | 3 x 1.5 | 3 x 2.5 |
| Power & Transmission Cable | | N x mm ² | | 4 x 1.0 | 4 x 1.0 | 4 x 1.0 | 4 x 1.0 |
| Dimension | | mm | | 837 x 308 x 189 | 837 x 308 x 189 | 998 x 345 x 210 | 998 x 345 x 210 |
| Net Weight | | kg | | 8.7 | 8.7 | 11.9 | 12.7 |
| Fan Motor Output | | W | | 30 | 30 | 30 | 58 |
| OUTDOOR | | | | S09EQ UA3 | S12EQ UA3 | S18EQ UL2 | S24EQ U24 |
| Operation Range | Cooling | Min/Max | *CDB | -10 / 48 | -10 / 48 | -15 / 48 | -15 / 48 |
| | Heating | Min/Max | *CDB | -10 / 24 | -10 / 24 | -10 / 24 | -10 / 24 |
| Sound Pressure | Cooling | High | dBA | 48 | 48 | 53 | 54 |
| | Heating | High | dBA | 50 | 50 | 55 | 57 |
| Sound Power | Cooling | High | dBA | 65 | 65 | 65 | 70 |
| | Heating | High | dBA | 70 | 70 | 70 | 75 |
| Air Flow Rate | Cooling | High | m ³ / min | 27 | 27 | 35 | 49 |
| | Heating | High | m ³ / min | 27 | 27 | 35 | 49 |
| Piping | Length(Odu / ldu) | Min / Max | m | 3 / 15 | 3 / 15 | 3 / 20 | 3 / 30 |
| | Elevation(Odu / ldu) | Max | m | 7 | 7 | 10 | 15 |
| Piping Connection | Liquid | OD (Outside) | mm(inch) | 6.35 (1/4) | 6.35 (1/4) | 6.35 (1/4) | 6.35 (1/4) |
| | Gas | OD (Outside) | mm(inch) | 9.52 (3/8) | 9.52 (3/8) | 12.7 (1/2) | 15.88 (5/8) |
| Drain Hose Size | | OD (Outside) | mm(inch) | 27 / 32 | 27 / 32 | 27 / 32 | 27 / 32 |
| Refrigerant | Type | | | R32 | R32 | R32 | R32 |
| | Charge at 7.5m | | kg | 0.700 | 0.700 | 1.000 | 1.100 |
| | t-CO ₂ eq | | | 0.473 | 0.473 | 0.675 | 0.743 |
| | Additional charge | | g/m | 20 | 20 | 20 | 20 |
| Fan Motor Output | GWP | | | 675 | 675 | 675 | 675 |
| | W | | | 43 | 43 | 43 | 85 |
| Compressor Type | | | | Twin Rotary | Twin Rotary | Twin Rotary | Twin Rotary |
| Net Weight | | | kg | 25.1 | 25.1 | 34.4 | 46.0 |
| Dimension | | | mm | 717 x 495 x 230 | 717 x 495 x 230 | 770 x 545 x 288 | 870 x 650 x 330 |

* This product contains Fluorinated greenhouse gases (R32).
 ** S : Sleep / L : Low / M : Medium / H : High
 *** GWP : Global warming potential
 **** t-CO₂ eq : F-gas(kg)*GWP/1000
 ***** Specification, design and feature are subject to change without prior notice.

STANDARD



RESIDENTIAL



Dual Inverter COMPRESSOR
 EUROVENT CERTIFIED PERFORMANCE
 LG participates in the ECP programme for EUROVENT AC program. Check ongoing validity of certification: www.eurovent-certification.com

- Smart Diagnosis
- Active Energy Control
- Energy Display
- Auto Cleaning Jet Cool
- 2 Way Swing (9k, 12k)
- 4 Way Swing (18k, 24k)
- Fast Heating
- Gold Fin™
- Comfort Air
- Low Noise 19dB (9k, 12k)
- Silence Mode
- Quick & Easy Installation

• Single Combination

| UNIT | | | | 9K | 12K | 18K | 24K |
|--------------------------------|----------------------------|---------------------|----------------------|---------------------------|---------------------------|---------------------------|---------------------------|
| INDOOR | | | | S09EQ NSJ | S12EQ NSJ | S18EQ NSK | S24EQ NSK |
| Capacity | Cooling | Min / Rated / Max | W | 890 / 2500 / 3700 | 890 / 3500 / 4040 | 900 / 5000 / 5500 | 900 / 6600 / 7420 |
| | Heating | Min / Rated / Max | W | 890 / 3300 / 4100 | 890 / 4000 / 5100 | 900 / 5800 / 6400 | 900 / 7500 / 8640 |
| | Heating -7°C | Rated | W | 2600 | 3000 | 4200 | 6000 |
| Power Input | Cooling | Rated | W | 656 | 1080 | 1562 | 2164 |
| | Heating | Rated | W | 800 | 1050 | 1611 | 2238 |
| EER | | W / W | | 3.81 | 3.24 | 3.20 | 3.05 |
| S.E.E.R. | | | | 7.0 | 6.6 | 7.0 | 6.9 |
| P design C | | kW | | 2.5 | 3.5 | 5.0 | 6.6 |
| COP | | W / W | | 4.13 | 3.81 | 3.60 | 3.35 |
| S.C.O.P. (Average / Warmer) | | | | 4.0 / 4.9 | 4.0 / 4.9 | 4.3 / 5.3 | 4.3 / 5.3 |
| P design H (Average / Warmer) | | kW | | 2.5 / 1.3 | 2.5 / 1.3 | 3.9 / 2.1 | 5.0 / 2.7 |
| Energy Label (A+++ to D Scale) | Cooling | | | A++ | A++ | A++ | A++ |
| | Heating (Average / Warmer) | | | A+ / A++ | A+ / A++ | A+ / A+++ | A+ / A+++ |
| Annual Energy Consumption | Cooling | kWh | | 125 | 186 | 250 | 335 |
| Sound Pressure | Cooling | S / L / M / H | dBA | 19 / 27 / 35 / 41 | 19 / 27 / 35 / 41 | 31 / 34 / 39 / 44 | 31 / 34 / 42 / 47 |
| | Heating | L / M / H | dBA | 27 / 35 / 41 | 27 / 35 / 41 | 34 / 39 / 44 | 34 / 42 / 47 |
| Sound Power | Cooling | Power | dBA | 59 | 59 | 60 | 65 |
| | Heating | S / L / M / H | m ³ / min | 3.0 / 4.2 / 7.5 / 10.0 | 3.0 / 4.2 / 7.5 / 10.0 | 8.0 / 10.5 / 13.0 / 14.5 | 8.0 / 10.5 / 13.1 / 16.1 |
| Air Flow Rate | Cooling | Max (Power) | m ³ / min | 12.5 | 12.5 | 15.5 | 20.0 |
| | Heating | L / M / H | m ³ / min | 5.6 / 7.2 / 10.0 | 5.6 / 7.2 / 10.0 | 11.0 / 13.5 / 16.0 | 10.5 / 13.1 / 16.1 |
| Dehumidification Rate | Cooling | Rated | A | 3.3 | 4.7 | 6.9 | 9.8 |
| | Heating | Max | A | 6.0 | 6.0 | 9.0 | 14.0 |
| Running Current | Cooling | Rated | A | 4.0 | 4.7 | 7.1 | 10.0 |
| | Heating | Max | A | 7.0 | 7.0 | 9.5 | 14.0 |
| Starting Current | Cooling / Heating | Rated | A | 7.0 | 7.0 | 9.5 | 14.0 |
| Power Supply | | Ø / V / Hz | | 1 / 220 - 240 / 50 | 1 / 220 - 240 / 50 | 1 / 220 - 240 / 50 | 1 / 220 - 240 / 50 |
| Circuit Breaker | | A | | 15 | 15 | 20 | 25 |
| Power Supply Cable | | N x mm ² | | 3 x 1.0 | 3 x 1.0 | 3 x 1.5 | 3 x 2.5 |
| Power & Transmission Cable | | N x mm ² | | 4 x 1.0 (Including Earth) | 4 x 1.0 (Including Earth) | 4 x 1.0 (Including Earth) | 4 x 1.0 (Including Earth) |
| Dimension | | mm | | 837 x 308 x 189 | 837 x 308 x 189 | 998 x 345 x 210 | 998 x 345 x 210 |
| Net Weight | | kg | | 8.7 | 8.7 | 11.9 | 12.7 |
| Fan Motor Output | | W | | 30 | 30 | 30 | 60 |
| OUTDOOR | | | | S09EQ UA3 | S12EQ UA3 | S18EQ UL2 | S24EQ U24 |
| Operation Range | Cooling | Min/Max | *CDB | -10 / 48 | -10 / 48 | -15 / 48 | -15 / 48 |
| | Heating | Min/Max | *CDB | -10 / 24 | -10 / 24 | -10 / 24 | -10 / 24 |
| Sound Pressure | Cooling | High | dBA | 48 | 48 | 53 | 54 |
| | Heating | High | dBA | 50 | 50 | 55 | 57 |
| Sound Power | Cooling | High | dBA | 65 | 65 | 65 | 70 |
| | Heating | High | dBA | 70 | 70 | 70 | 75 |
| Air Flow Rate | Cooling | High | m ³ / min | 27 | 27 | 35 | 49 |
| | Heating | High | m ³ / min | 27 | 27 | 35 | 49 |
| Piping | Length(Odu / ldu) | Min / Max | m | 3 / 15 | 3 / 15 | 3 / 20 | 3 / 30 |
| | Elevation(Odu / ldu) | Max | m | 7 | 7 | 10 | 15 |
| Piping Connection | Liquid | OD (Outside) | mm(inch) | 6.35 (1/4) | 6.35 (1/4) | 6.35 (1/4) | 6.35 (1/4) |
| | Gas | OD (Outside) | mm(inch) | 9.52 (3/8) | 9.52 (3/8) | 12.7 (1/2) | 15.88 (5/8) |
| Drain Hose Size | | OD (Outside) | mm(inch) | 21.5 (0.85) | 21.5 (0.85) | 21.5 (0.85) | 21.5 (0.85) |
| Refrigerant | Type | | | R32 | R32 | R32 | R32 |
| | Charge at 7.5m | | kg | 0.700 | 0.700 | 1.000 | 1.100 |
| | t-CO ₂ eq | | | 0.473 | 0.473 | 0.675 | 0.743 |
| | Additional charge | | g/m | 20 | 20 | 20 | 20 |
| Fan Motor Output | GWP | | | 675 | 675 | 675 | 675 |
| | W | | | 43 | 43 | 43 | 85 |
| Compressor Type | | | | Twin Rotary | Twin Rotary | Twin Rotary | Twin Rotary |
| Net Weight | | | kg | 25.1 | 25.1 | 34.4 | 46.0 |
| Dimension | | | mm | 717 x 495 x 230 | 717 x 495 x 230 | 770 x 545 x 288 | 870 x 650 x 330 |

* This product contains Fluorinated greenhouse gases (R32).
 ** S : Sleep / L : Low / M : Medium / H : High
 *** GWP : Global warming potential
 **** t-CO₂ eq : F-gas(kg)*GWP/1000
 ***** Specification, design and feature are subject to change without prior notice.

STANDARD 3



NEW



Dual Inverter COMPRESSOR

EUROVENT CERTIFIED PERFORMANCE

LG participates in the ECP programme for EUROVENT AC program. Check ongoing validity of certification: www.eurovent-certification.com

| | | | | | | |
|-----------------|-----------------------|--------------------------|---------------|---------------------------|-----------------------|--------------|
| Smart Diagnosis | Active Energy Control | Energy Display | Auto Cleaning | Jet Cool | 2 Way Swing (9k, 12k) | Fast Heating |
| Gold Fin™ | Comfort Air | Low Noise 19dB (9k, 12k) | Silence Mode | Quick & Easy Installation | | |

• Single Combination

| UNIT | | | | 9K | 12K | |
|--------------------------------|----------------------------|-------------------|----------------------|-----------------------|------------------------|------------------------|
| INDOOR | | | | S09ES NSA | S12ES NSJ | S12EW NSJ |
| Capacity | Cooling | Min / Rated / Max | W | 890/2500/3400 | 890 / 3500 / 4040 | 890 / 3500 / 4040 |
| | Heating | Min / Rated / Max | W | 890/3200/3700 | 890 / 4000 / 5100 | 890 / 4000 / 5100 |
| | Heating -7°C | Rated | W | 2700 | 3600 | 3600 |
| Power Input | Cooling | Rated | W | 715 | 1080 | 1080 |
| | Heating | Rated | W | 860 | 1050 | 1050 |
| EER | | | W / W | 3.50 | 3.24 | 3.24 |
| S.E.E.R. | | | | 6.5 | 6.6 | 6.6 |
| P design C | | | kW | 2.5 | 3.5 | 3.5 |
| COP | | | W / W | 3.72 | 3.81 | 3.81 |
| S.C.O.P. (Average / Warmer) | | | | 3.8 / 4.2 | 4.0 / 4.9 | 4.0 / 4.9 |
| P design H (Average / Warmer) | | | kW | 2.3 / 1.2 | 2.5 / 1.3 | 2.5 / 1.3 |
| Energy Label (A+++ to D Scale) | Cooling | | | A++ | A++ | A++ |
| | Heating (Average / Warmer) | | | A / A+ | A+ / A++ | A+ / A++ |
| Annual Energy Consumption | Cooling | | kWh | 135 | 186 | 186 |
| | Heating (Average / Warmer) | | kWh | 847 / 400 | 875 / 386 | 875 / 371 |
| Sound Pressure | Cooling | S / L / M / H | dB(A) | 22 / 28 / 36 / 42 | 19 / 27 / 35 / 41 | 19 / 27 / 35 / 41 |
| | Heating | L / M / H | dB(A) | 28 / 36 / 42 | 27 / 35 / 41 | 27 / 35 / 41 |
| Sound Power | Cooling | Power | dB(A) | 60 | 59 | 59 |
| | Heating | S / L / M / H | m ² /min | 2.0 / 3.0 / 6.0 / 8.0 | 3.0 / 4.2 / 7.5 / 10.0 | 3.0 / 4.2 / 7.5 / 10.0 |
| Air Flow Rate | Cooling | Max (Power) | m ³ /min | 10.2 | 12.5 | 12.5 |
| | Heating | L / M / H | m ³ /min | 4.5 / 6.0 / 8.0 | 5.6 / 7.2 / 10.0 | 5.6 / 7.2 / 10.0 |
| Dehumidification Rate | Cooling | Rated | l/h | 1.1 | 1.3 | 1.3 |
| | Heating | Max | A | 3.3 | 4.7 | 4.7 |
| Running Current | Cooling | Max | A | 6.0 | 6.0 | 6.0 |
| | Heating | Max | A | 4.0 | 4.7 | 4.7 |
| Starting Current | Cooling / Heating | Rated | A | 3.3 / 4.0 | 4.7 / 4.7 | 4.7 / 4.7 |
| Power Supply | | | Ø / V / Hz | 1 / 220 - 240 / 50 | 1 / 220 - 240 / 50 | 1 / 220 - 240 / 50 |
| Circuit Breaker | | | A | 15 | 15 | 15 |
| Power Supply Cable | | | N x mm ² | 3 x 1.0 | 3 x 1.0 | 3 x 1.0 |
| Power & Transmission Cable | | | N x mm ² | 4 x 1.0 | 4 x 1.0 | 4 x 1.0 |
| Dimension | | | mm | 753 x 308 x 189 | 837 x 308 x 189 | 837 x 308 x 189 |
| Net Weight | | | kg | 8.0 | 8.5 | 8.7 |
| Fan Motor Output | | | W | 30 | 30 | 30 |
| OUTDOOR | | | | S09ES UA3 | S12ES UA3 | S12EW UA3 |
| Operation Range | Cooling | Min/Max | °CDB | -10 / 48 | -10 / 48 | -10 / 48 |
| | Heating | Min/Max | °CDB | -10 / 24 | -10 / 24 | -10 / 24 |
| Sound Pressure | Cooling | High | dB(A) | 48 | 48 | 48 |
| | Heating | High | dB(A) | 50 | 50 | 50 |
| Sound Power | Cooling | High | dB(A) | 65 | 65 | 65 |
| | Heating | High | dB(A) | 65 | 65 | 65 |
| Air Flow Rate | Cooling | High | m ³ /min | 27 | 27 | 27 |
| | Heating | High | m ³ /min | 27 | 27 | 27 |
| Piping | Length(Odu / ldu) | Min / Max | m | 3 / 15 | 3 / 15 | 3 / 15 |
| | Elevation(Odu / ldu) | Max | m | 7 | 7 | 7 |
| Piping Connection | Liquid | OD (Outside) | mm(inch) | 6.35 (1/4) | 6.35 (1/4) | 6.35 (1/4) |
| | Gas | OD (Outside) | mm(inch) | 9.52 (3/8) | 9.52 (3/8) | 9.52 (3/8) |
| Drain Hose Size | | OD (Outside) | mm(inch) | 21.5 (0.85) | 21.5 (0.85) | 21.5 (0.85) |
| Refrigerant | Type | | | R32 | R32 | R32 |
| | Charge at 7.5m | | kg | 0.670 | 0.700 | 0.700 |
| | Additional charge | | t-CO ₂ eq | 0.452 | 0.473 | 0.473 |
| | GWP | | g/m | 20 | 20 | 20 |
| Fan Motor Output | | | W | 675 | 675 | 675 |
| Compressor Type | | | | 30 | 43 | 43 |
| Net Weight | | | kg | 26 | 26 | 26 |
| Dimension | | | mm | 717 x 495 x 230 | 717 x 495 x 230 | 717 x 495 x 230 |

* This product contains Fluorinated greenhouse gases (R32).

** S : Sleep / L : Low / M : Medium / H : High

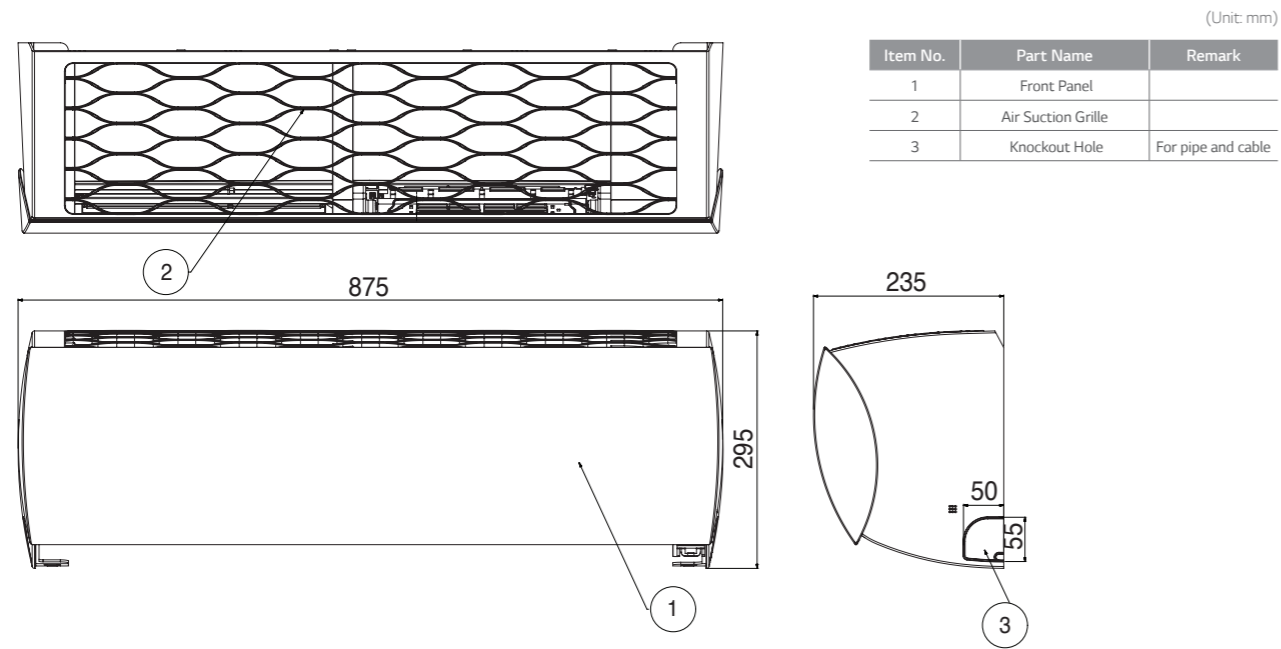
*** GWP : Global warming potential

**** t-CO₂eq : F-gas(kg)*GWP/1000

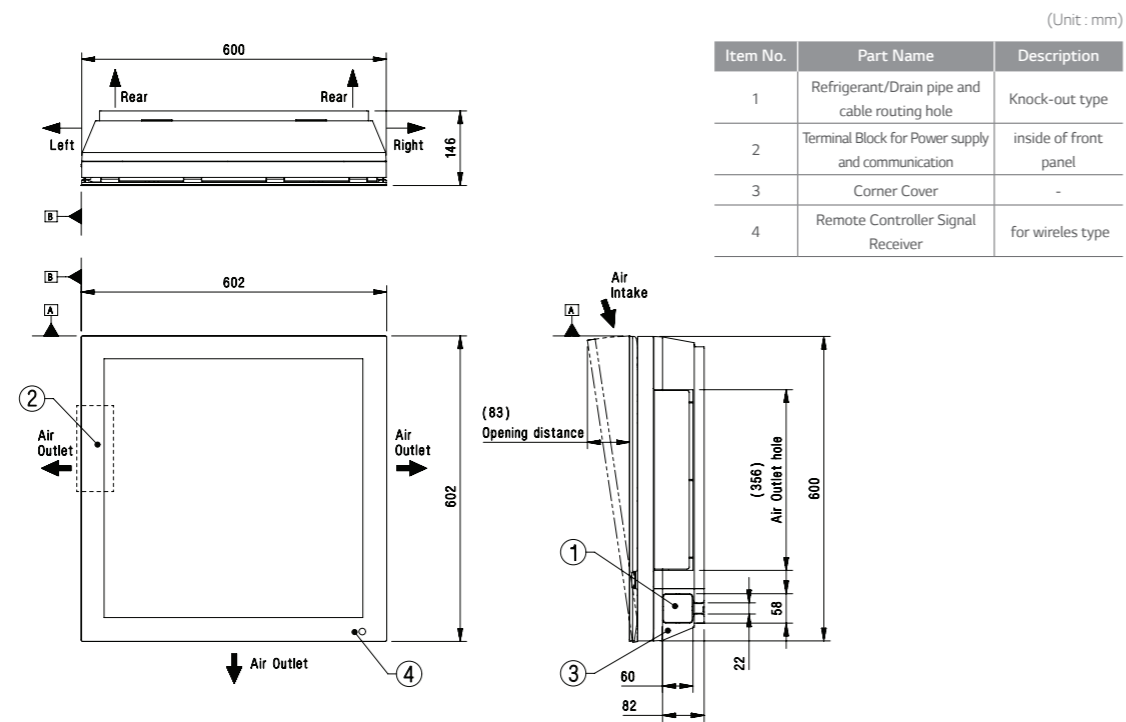
***** Specification, design and feature are subject to change without prior notice.

INDOOR UNIT

F09MT.NSM / F12MT.NSM

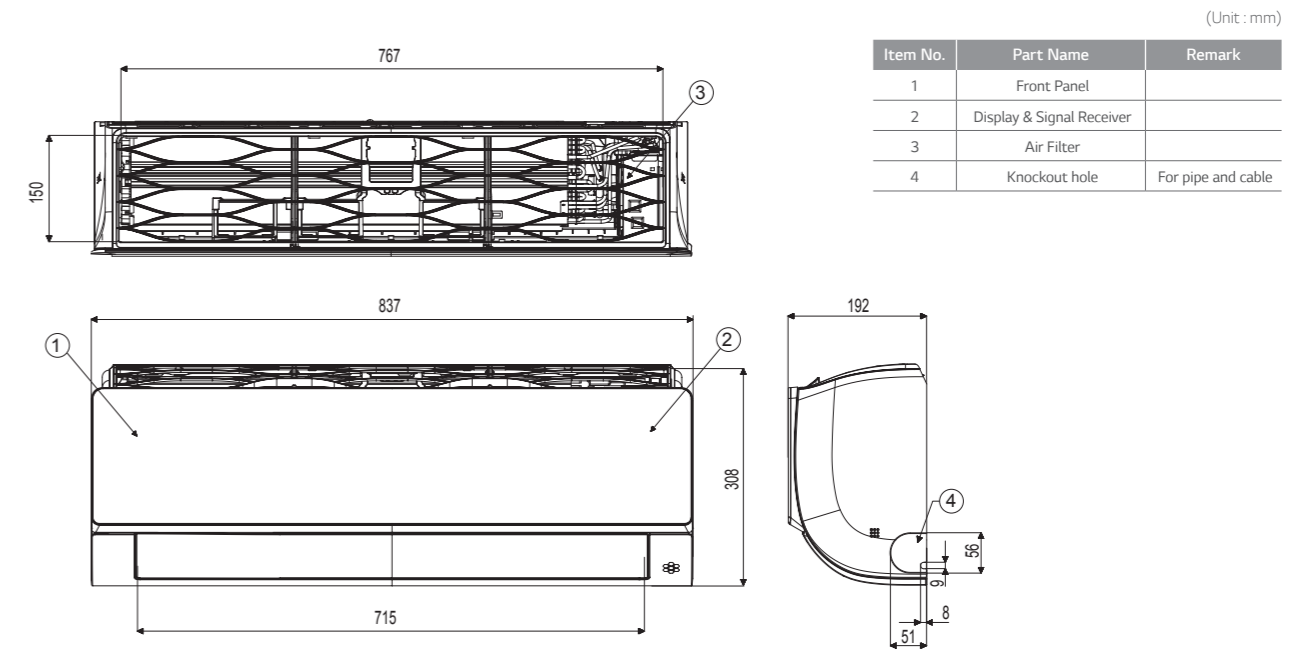


A09FT.NSF / A12FT.NSF

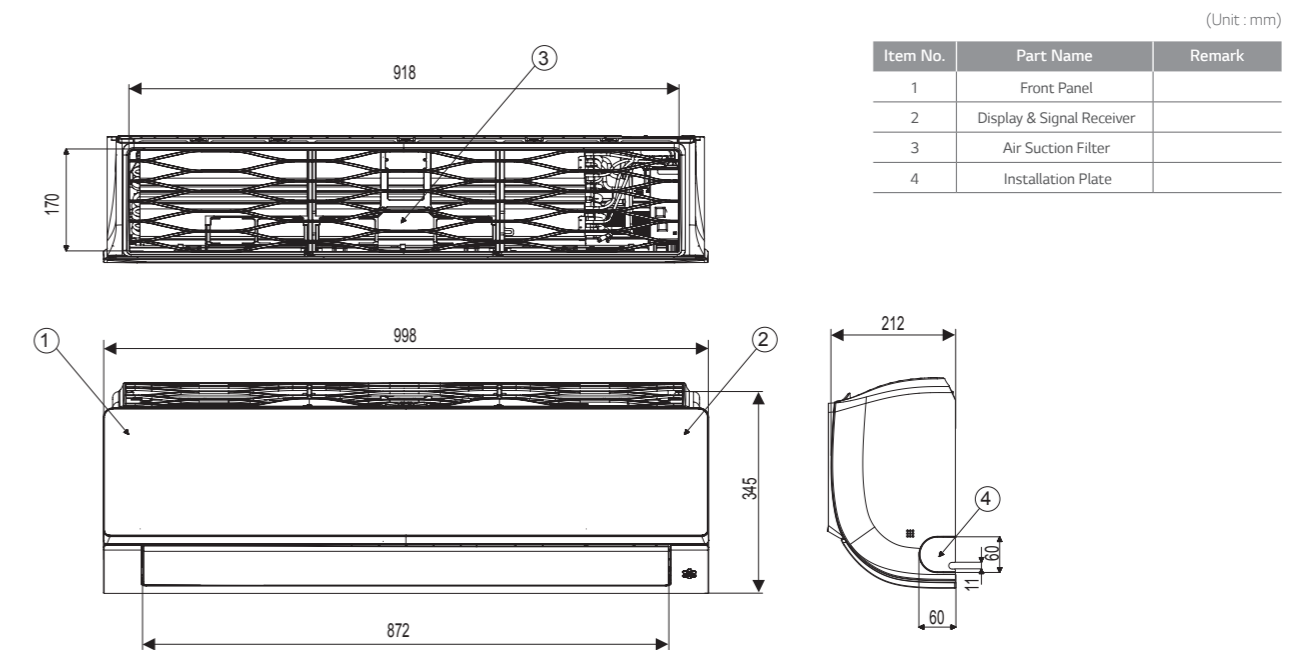


INDOOR UNIT

AC09BQ.NSJ / AC12BQ.NSJ / AC09SQ.NSJ / AC12SQ.NSJ



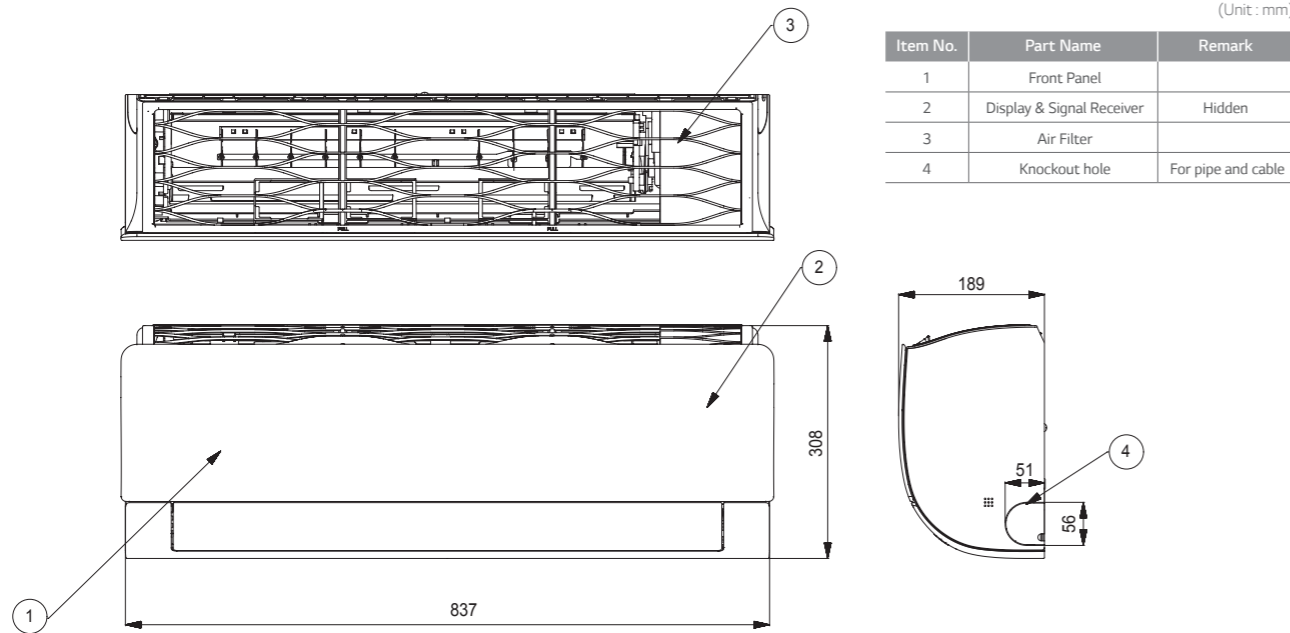
AC18BQ.NSK / AC24BQ.NSK / AC18SQ.NSK



INDOOR UNIT

DC09RQ.NSJ / DC12RQ.NSJ / DC09RT.NSJ / DC12RT.NSJ / PC09SQ.NSJ / PC12SQ.NSJ / S09EQ.NSJ / S12EQ.NSJ / S09ET.NSJ / S12ET.NSJ / S12ES.NSJ

(Unit : mm)

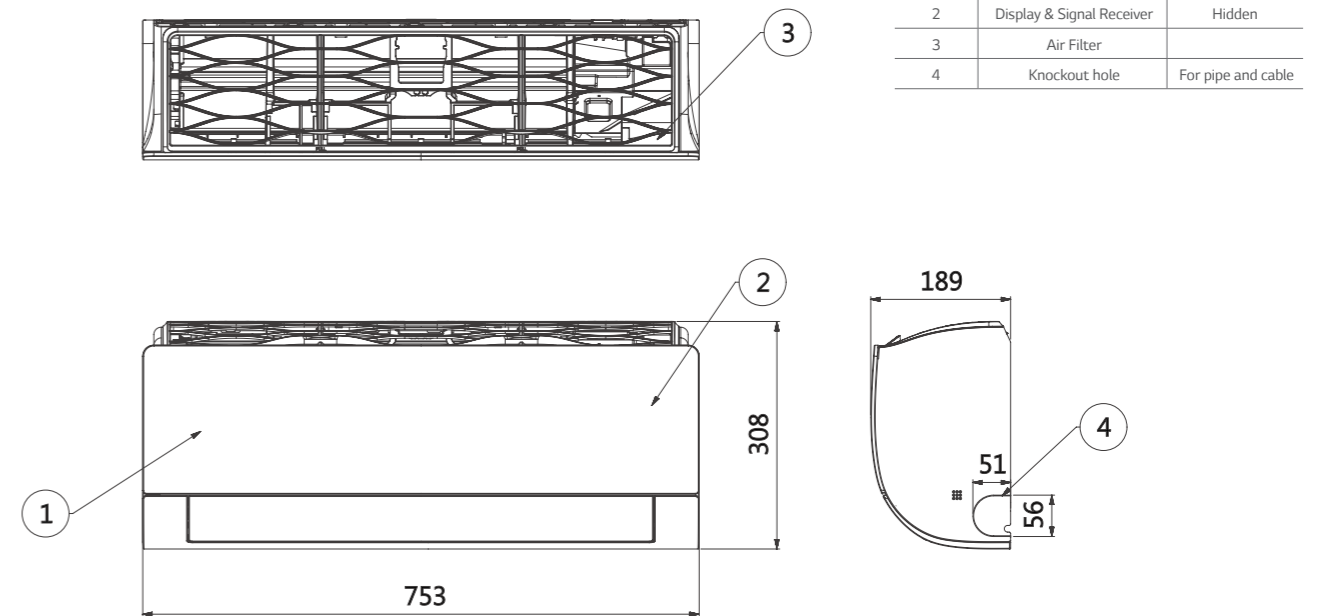


| Item No. | Part Name | Remark |
|----------|---------------------------|--------------------|
| 1 | Front Panel | |
| 2 | Display & Signal Receiver | Hidden |
| 3 | Air Filter | |
| 4 | Knockout hole | For pipe and cable |

INDOOR UNIT

S09ES NSA

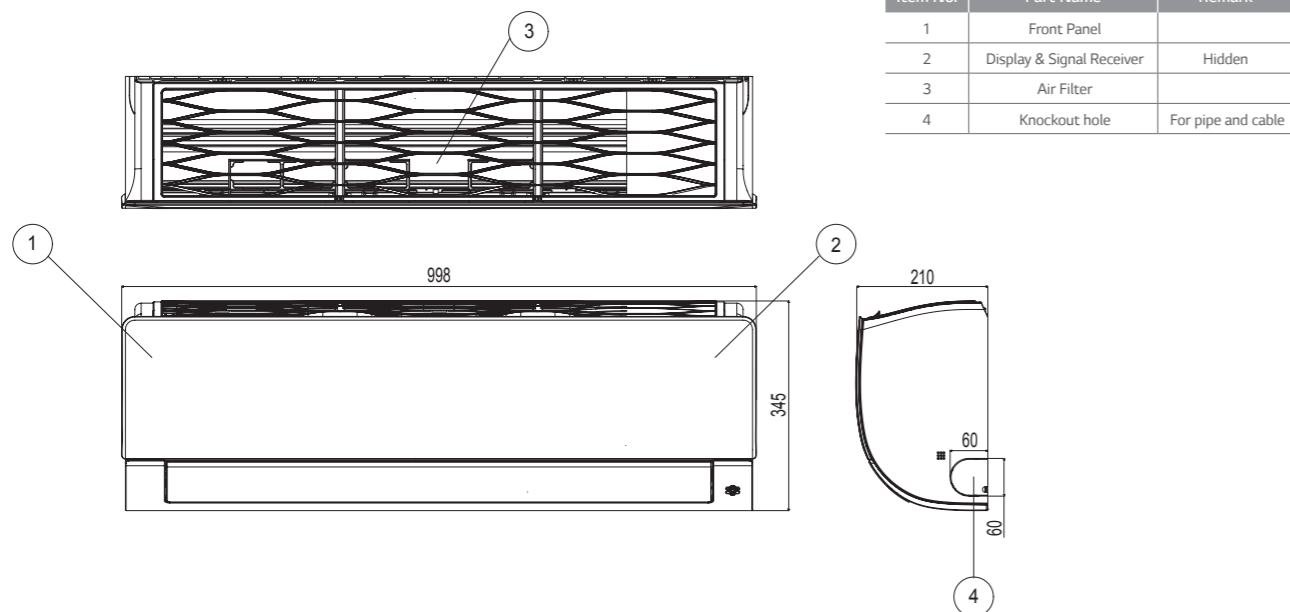
(Unit : mm)



| Item No. | Part Name | Remark |
|----------|---------------------------|--------------------|
| 1 | Front Panel | |
| 2 | Display & Signal Receiver | Hidden |
| 3 | Air Filter | |
| 4 | Knockout hole | For pipe and cable |

DC18RQ.NSK / DC24RQ.NSK / PC18SQ.NSK / PC24SQ.NSK / S18EQ.NSK / S24EQ.NSK / S18ET.NSK / S24ET.NSK

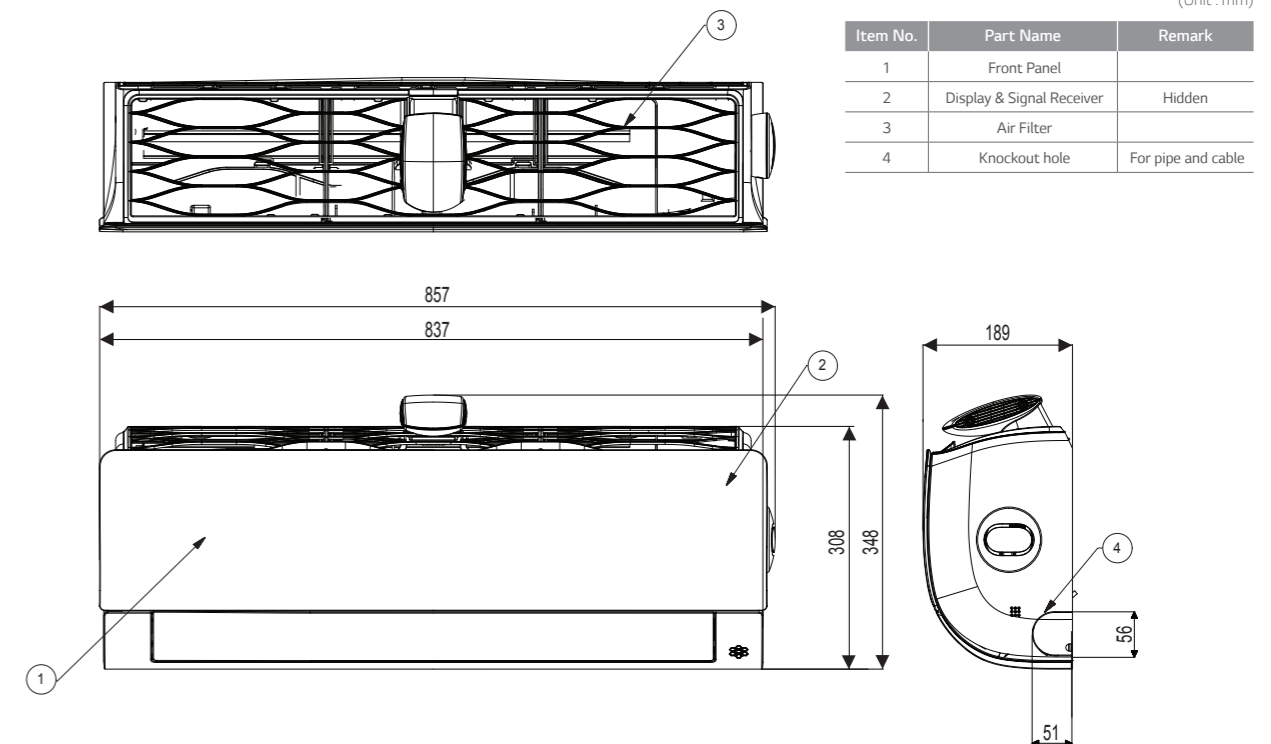
(Unit : mm)



| Item No. | Part Name | Remark |
|----------|---------------------------|--------------------|
| 1 | Front Panel | |
| 2 | Display & Signal Receiver | Hidden |
| 3 | Air Filter | |
| 4 | Knockout hole | For pipe and cable |

AP09RT.NSJ / AP12RT.NSJ

(Unit : mm)

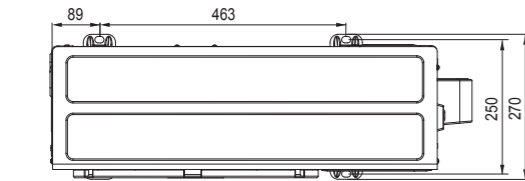


| Item No. | Part Name | Remark |
|----------|---------------------------|--------------------|
| 1 | Front Panel | |
| 2 | Display & Signal Receiver | Hidden |
| 3 | Air Filter | |
| 4 | Knockout hole | For pipe and cable |

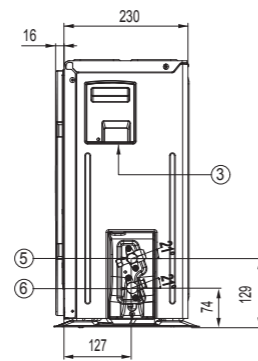
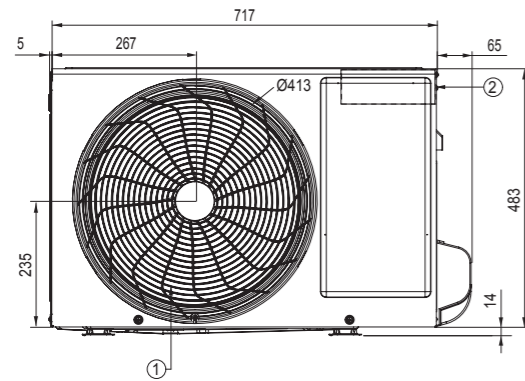
OUTDOOR UNIT

AC09BQ.UA3 / AC12BQ.UA3 / AC09SQ.UA3 / AC12SQ.UA3 / DC09RT.UA3 / DC12RT.UA3 / PC09SQ.UA3 / PC12SQ.UA3 / S09EQ.UA3 / S12EQ.UA3 / S09ET.UA3 / S12ET.UA3 / S12ES.UA3 / AP09RT.UA3 / AP12RT.UA3 / S09ES.UA3

(Unit: mm)

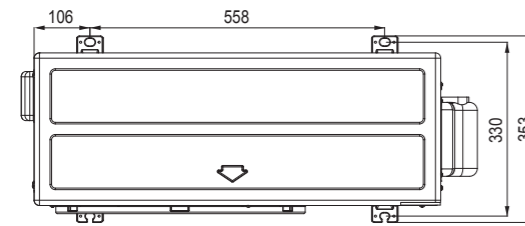


| Item No. | Part Name |
|----------|------------------------------------|
| 1 | Air Outlet |
| 2 | Control Box |
| 3 | Power and Communication Cable Hole |
| 4 | Service Valve Cover |
| 5 | Gas Pipe Connection |
| 6 | Liquid Pipe Connection |

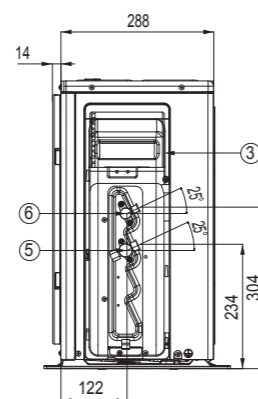
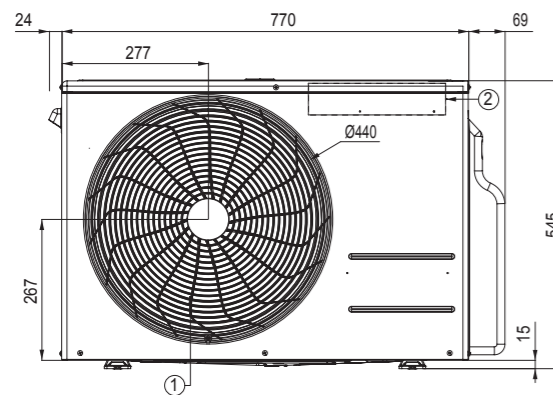


A09FT.UL2 / A12FT.UL2 / DC09RQ.UL2 / DC12RQ.UL2 / AC18BQ.UL2 / AC18SQ.UL2 / DC18RQ.UL2 / PC18SQ.UL2 / S18EQ.UL2 / S18ET.UL2 /

(Unit: mm)



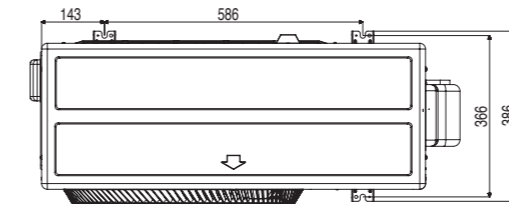
| Item No. | Part Name |
|----------|------------------------------------|
| 1 | Air Outlet |
| 2 | Control Box |
| 3 | Power and Communication Cable Hole |
| 4 | Service Valve Cover |
| 5 | Gas Pipe Connection |
| 6 | Liquid Pipe Connection |



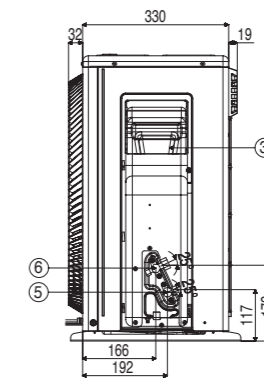
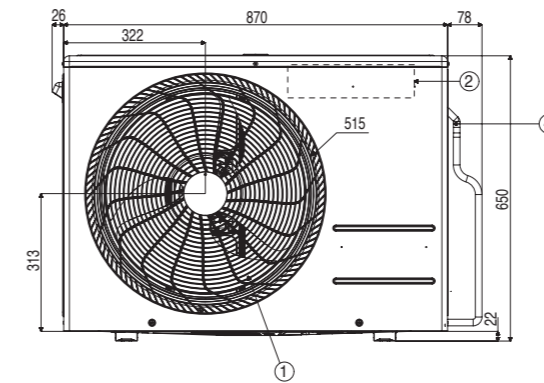
OUTDOOR UNIT

F09MT.U24 / F12MT.U24 / AC24BQ.U24 / DC24RQ.U24 / PC24SQ.U24 / S24EQ.U24 / S24ET.U24

(Unit: mm)



| Item No. | Part Name |
|----------|------------------------------------|
| 1 | Air Outlet |
| 2 | Control Box |
| 3 | Power and Communication Cable Hole |
| 4 | Service Valve Cover |
| 5 | Gas Pipe Connection |
| 6 | Liquid Pipe Connection |



ACCESSORIES

| | ARTCOOL GALLERY | ARTCOOL | PRESTIGE | DELUXE | DELUXE2 | STANDARD PLUS | STANDARD2 | STANDARD | STANDARD3 |
|-------------------------|-----------------|---------|----------|--------|---------|---------------|-----------|----------|-----------|
| Wired Remote Controller | 5k | | | | | Y | | | |
| | 7k | | Y | | Y | Y | | - | - |
| | 9k | - | Y | Y | Y | Y | Y | - | - |
| | 12k | - | Y | Y | Y | Y | Y | - | - |
| | 15k | | | | | Y | | | |
| | 18k | | Y | | Y | Y | Y | - | - |
| PI 485 | 5k | | | | | - | | | |
| | 7k | | - | | Y* | - | | - | - |
| | 9k | Y | - | - | Y* | Y* | - | - | - |
| | 12k | Y | - | - | Y* | Y* | - | - | - |
| | 15k | | | | | | | | |
| | 18k | | - | | Y* | | - | - | - |
| Dry Contact | 5k | | | | | Y | | | |
| | 7k | | Y | | Y | Y | | - | - |
| | 9k | Y | Y | Y | Y | Y | Y | - | - |
| | 12k | Y | Y | Y | Y | Y | Y | - | - |
| | 15k | | | | | Y | | | |
| | 18k | | Y | | Y | Y | Y | - | - |
| 24k | | Y | | Y | | Y | | - | |

* Y: Available
 * When connected to Multi 14k & 16k Outdoor units, this may not be supported.

Standard Wired Remote Control



| MODEL NAME | PREMTB100 PREMTBB10 | PREMTB001 PREMTBB01 |
|-------------------------------------|---|------------------------|
| Operation Mode | On/Off, Fan Speed Control, Temperature Setting | |
| Mode Change | Cooling / Heating / Auto / Dehumidification / Fan | |
| Auto Swing / Vane Control | - | - |
| Reservation | Simple / Sleep / On, Off / Weekly / Holiday | |
| Time Display | - | - |
| Electrical Failure Compensation | - | - |
| Child Lock | - | - |
| Operation Status LED | - | - |
| Indoor Temperature Display | - | - |
| Wireless Remote Controller Receiver | - | - |
| Size (WxHxD, mm) | 120 x 120 x 16 | 120 x 121 x 16 |
| Backlight | - | - |
| Display AirQuality Status | - | - |

* Refer to each model PDB for applicable models.

PI 485



PMNFP14A1

Power : Single phase AC 220V 50/60Hz
 Max. no of the indoor units that can be connected: 64 UNITS
 Model applied : RAC / Multi / Single / Therma V
 * Refer to each product PDB for applicable models

ACCESSORIES

Dry Contact



| MODEL | PDRYCB000 | PDRYCB400 | PDRYCB300 | PDRYCB500 |
|-----------------------------|-----------------------------------|----------------------------------|----------------------------------|-----------------------------------|
| Contact Point | 1 Control Point | 2 Control Point | 8 Control Point | Modbus RTU |
| Power Input | AC 220V from outside power source | DC 5V & 12V from indoor unit PCB | DC 5V & 12V from indoor unit PCB | DC 5V & 12 V from indoor unit PDB |
| Voltage / Non Voltage Input | | • | • | |
| On / Off Control | • | • | • | • |
| Lock / Unlock | • | • | • | • |
| Fan Speed Setting | | • | • | • |
| Thermo Off | | • | • | |
| Energy Saving | | • | | |
| Temperature Setting | | • | • | • |
| Error Monitoring | • | • | • | • |
| Operation Monitoring | • | • | • | • |

* Refer to each product PDB for applicable models

Remote Control



Prestige
 Artcool
 Deluxe, Deluxe2,
 Standard Plus
 Standard, Standard2, Standard3

| BUTTON | DISPLAY SCREEN | DESCRIPTION |
|---------------|----------------|---|
| | - | To turn On / Off the air conditioner. |
| | 88° | To adjust the desired room temperature in cooling, heating or auto changeover mode. |
| COMFORT AIR | - | To adjust the air flow to deflect wind. |
| LIGHT OFF | - | To set the brightness of the display on the indoor unit. |
| MODE | | To select the cooling mode. |
| | | To select the heating mode. |
| | | To select the dehumidification mode. |
| | | To select the fan mode. |
| FAN SPEED | | To select the auto changeover / auto operation mode. |
| | | To adjust the fan speed. |
| ENERGY CTRL. | - | To bring the effect of the power saving. |
| JET MODE | PO | To change room temperature quickly. |
| | | To adjust the air flow direction vertically or horizontally. |
| ROOM TEMP | | To display the room temperature. |
| °C ↔ °F[5sec] | | To change unit between °C and °F. |
| SET/ CANCEL | - | To set / cancel the functions and timer. |
| | - | To adjust time. |
| | - | To turn on / off air conditioner automatically. |
| | - | To cancel the timer settings. |